








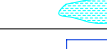






## OVERALL MASTER LIST OF DRAWINGS - BRAHMA RAIL PLANT, UMARIA VILLAGE, MADHYA PRADESH

Sl.No.	Drawing No.	Name of the Building/ Facility	Drawing Title
<b>ARCHITECTURAL DRAWINGS</b>			
1	01A	TOPOGRAPHIC SURVEY WITH GRID CONTOUR DRAWING	TOPOGRAPHIC SURVEY WITH GRID CONTOUR DRAWING - SHEET 1 OF 2
2	01B	TOPOGRAPHIC SURVEY WITH GRID CONTOUR DRAWING	TOPOGRAPHIC SURVEY WITH GRID CONTOUR DRAWING - SHEET 2 OF 2
3	02	MASTER LAYOUT - BRAHMA RAIL PLANT	MASTER LAYOUT - BRAHMA RAIL PLANT
4	03A	CAR BODY FABRICATION AND ASSEMBLY FACILITY	FLOOR PLAN - FUNCTIONAL LAYOUT - 1
5	03B	CAR BODY FABRICATION AND ASSEMBLY FACILITY	FLOOR PLAN - FUNCTIONAL LAYOUT - 2
6	03C	CAR BODY FABRICATION AND ASSEMBLY FACILITY	FLOOR PLAN - FUNCTIONAL LAYOUT - 3
7	03D	CAR BODY FABRICATION AND ASSEMBLY FACILITY	FLOOR PLAN - FUNCTIONAL LAYOUT - 4
8	03E	CAR BODY FABRICATION AND ASSEMBLY FACILITY	SECTIONS
9	03F	CAR BODY FABRICATION AND ASSEMBLY FACILITY WITH ANNEX BUILDING	FLOOR PLAN (DRAFT)
10	03G	CAR BODY FABRICATION AND ASSEMBLY FACILITY WITH ANNEX BUILDING	ANNEX SPACE GROUND FLOOR PLAN, TYPICAL FLOOR PLAN AND SECTIONS (DRAFT)
11	03H	CAR BODY FABRICATION AND ASSEMBLY FACILITY WITH ANNEX BUILDING	TYPICAL FLOOR PLAN OF FIRE STAIRCASE (DRAFT)
12	MEC-I0047-01-48-D1-XX-5A & 5B-DR-A-01100	CANTEEN BUILDING	GROUND FLOOR PLAN AND SECTION
13	MEC-I0047-01-48-D1-XX-06-DR-A-01100	OCCUPATIONAL HEALTH CENTRE	GROUND FLOOR PLAN AND SECTIONS
14	MEC-I0047-01-48-D1-XX-10A-DR-A-01100	MAIN GATE COMPLEX WITH SECURITY OFFICE	GROUND FLOOR PLAN AND FIRST FLOOR PLAN
15	MEC-I0047-01-48-D1-XX-10A-DR-A-01200	MAIN GATE COMPLEX WITH SECURITY OFFICE	SECTION, FRONT ELEVATION & VIEWS
16	MEC-I0047-01-48-D3-XX-10C-DR-A-01100	GATE COMPLEX FOR RAILWAY SIDING	LOOR PLANS, SECTION, ELEVATION AND 3-D RENDER
17	MEC-I0047-01-48-D1-XX-11-DR-A-01100	FIRE STATION	GROUND FLOOR PLAN AND SECTIONS
18	MEC-I0047-01-48-D1-XX-16-DR-A-01100	GAS BANK	GROUND FLOOR PLAN , SECTION, ELEVATION & VIEW
19	MEC-I0047-01-48-D1-XX-14-DR-A-01100	MRSS BUILDING	GROUND FLOOR PLAN, SECTIONS AND VIEW
20	MEC-I0047-01-48-D1-XX-13-DR-A-01100	MBR BASED STP BUILDING	GROUND FLOOR PLAN , SECTION & VIEW
21	MEC-I0047-01-48-D1-XX-12-DR-A-01100	WATER AND FIRE PUMP HOUSE BUILDING	GROUND FLOOR PLAN ,ELEVATIONS, SECTION & VIEW

\*The above drawings provided in Tender Document are only at conceptual level. EPC Contractor has to propose and optimize design & drawings at the detail design stage

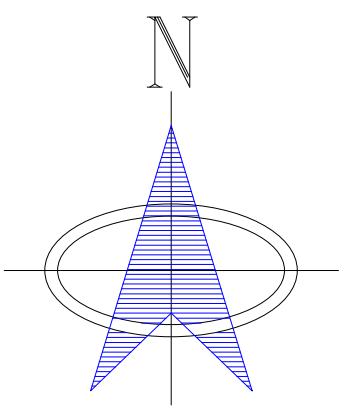


LEGEND		
1	BITUMEN ROAD	
2	EARTHEN ROAD	
3	HOUSE	
4	HUT	
5	SHED	
6	TEMPLE / BEDI	
7	ELECTRIC POST	
8	TRANSFORMER	
9	TREE	
10	BM PILLAR	
11	TBM	
12	DITCH / POND	
13	WATER CHAMBER	
14	FENCING BOUNDARY	
</		

CONTROL POINTS CO-ORDINATES				
Sl.No	POINT ID	EASTING	NORTHING	R.L
1	A1	766089.867	2542514.565	460.522
2	A2	766156.922	2542566.107	461.037
3	BM-1	766332.239	2542734.866	461.100
4	TBM-1	765928.168	2542457.49	460.587
5	TBM-2	765886.749	2542537.102	458.475
6	TBM-3	766386.701	2542734.453	460.770
7	TBM-4	766379.538	2542820.155	458.950
8	TBM-5	766673.106	2542270.75	452.075
9	TBM-6A	766573.181	2542207.966	448.821
10	TBM-7	766493.228	2542542.717	468.084
11	TBM-8	766609.394	2542682.592	464.326

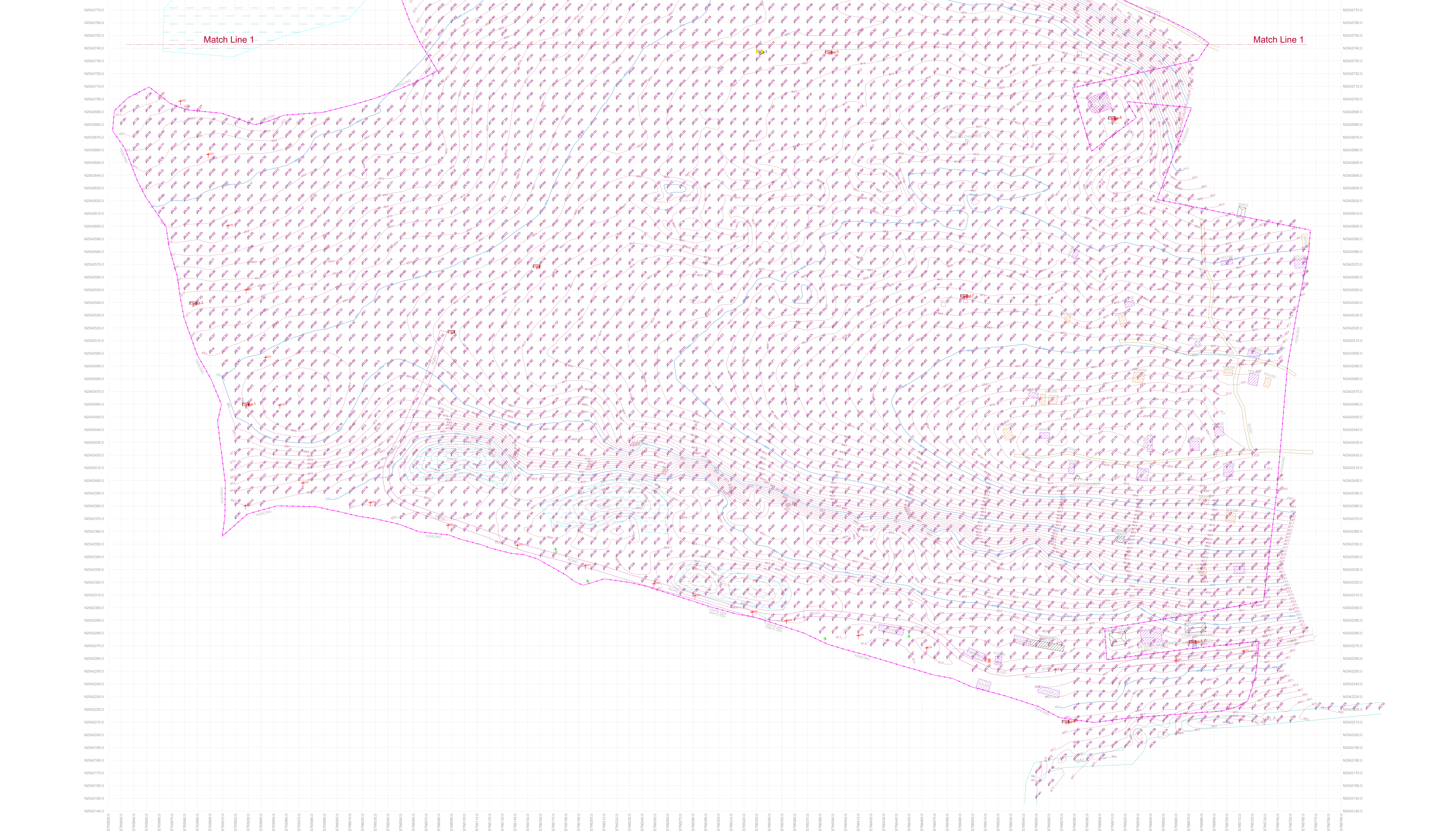
NOTES:

1. All dimensions are in metre unless otherwise stated.
2. The Topographical Survey is based on Reference point A1 and A2 whose Co-ordinates are N2542514.565m, E766089.867m and N2545256.107m, E766156.922m respectively.
3. Reduced level has been carried from Obaidulla Railway Station whose value is  $(+446.150$  metre and co-ordinates are N2545344.136, E765204.004. This level is taken from center line on up line Railway track, as provided by the Client
4. Contour Interval = 0.5 metre
5. Grid Interval = 10.0 metre.
6. Topographical Surveyed area is =  $59878.746$  Sqm. = 59.9 Hectare.



Date	Description	Revision	
Client			
Contractor:			
Job :			
Drawing Title: Topographic Survey with Grid Contour Drawing - Sheet 1 of 2			
Surveyed by	Drawn by	Checked by	Apprd. by
Job no	Scale: 1: 1000	Date: 24.09.2025	
Drawing no. 01A	Sheet no: 1 of 2	Revision	R 0



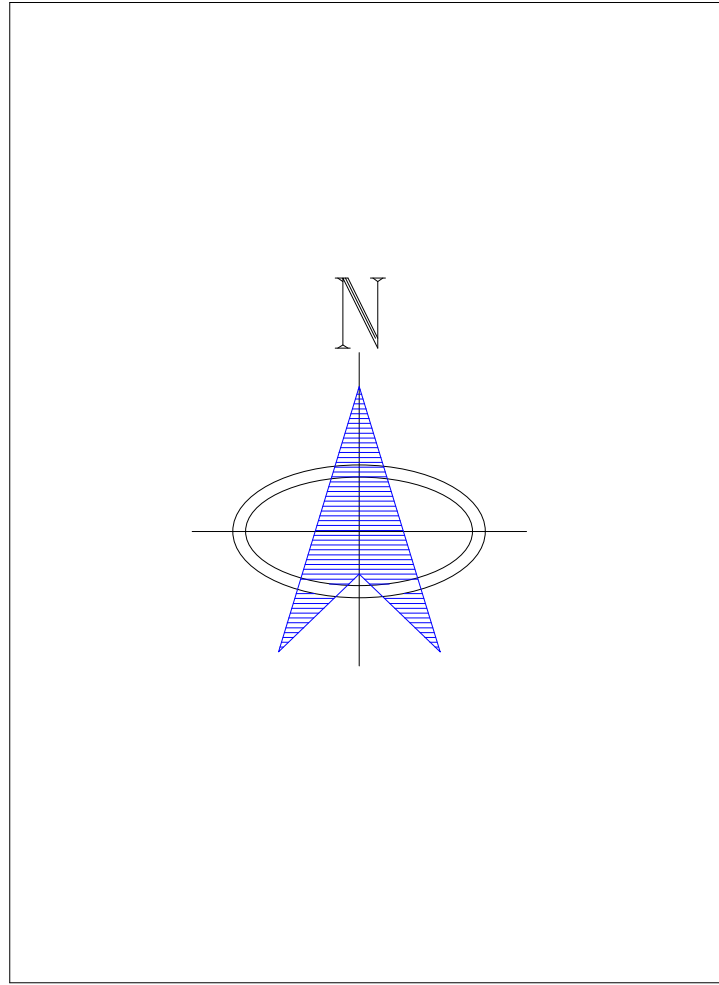


LEGEND	
1	BITUMEN ROAD
2	EARTHEN ROAD
3	HOUSE
4	HUT
5	SHED
6	TEMPLE / BEDI
7	ELECTRIC POST
8	TRANSFORMER
9	TREE
10	BM PILLAR
11	TBM
12	DITCH / POND
13	WATER CHAMBER
14	FENCING BOUNDARY

CONTROL POINTS CO-ORDINATES				
Sl.No	POINT ID	EASTING	NORTHING	R.L
1	A1	766089.867	2542514.565	460.522
2	A2	766156.922	2542566.107	461.037
3	BM-1	766332.239	2542734.866	461.100
4	TBM-1	765928.168	2542457.49	460.587
5	TBM-2	765886.749	2542537.102	458.475
6	TBM-3	766386.701	2542734.453	460.770
7	TBM-4	766379.538	2542820.155	458.950
8	TBM-5	766673.106	2542270.75	452.075
9	TBM-6A	766573.181	2542207.966	448.821
10	TBM-7	766493.228	2542542.717	468.084
11	TBM-8	766609.394	2542682.592	464.326

NOTES:-

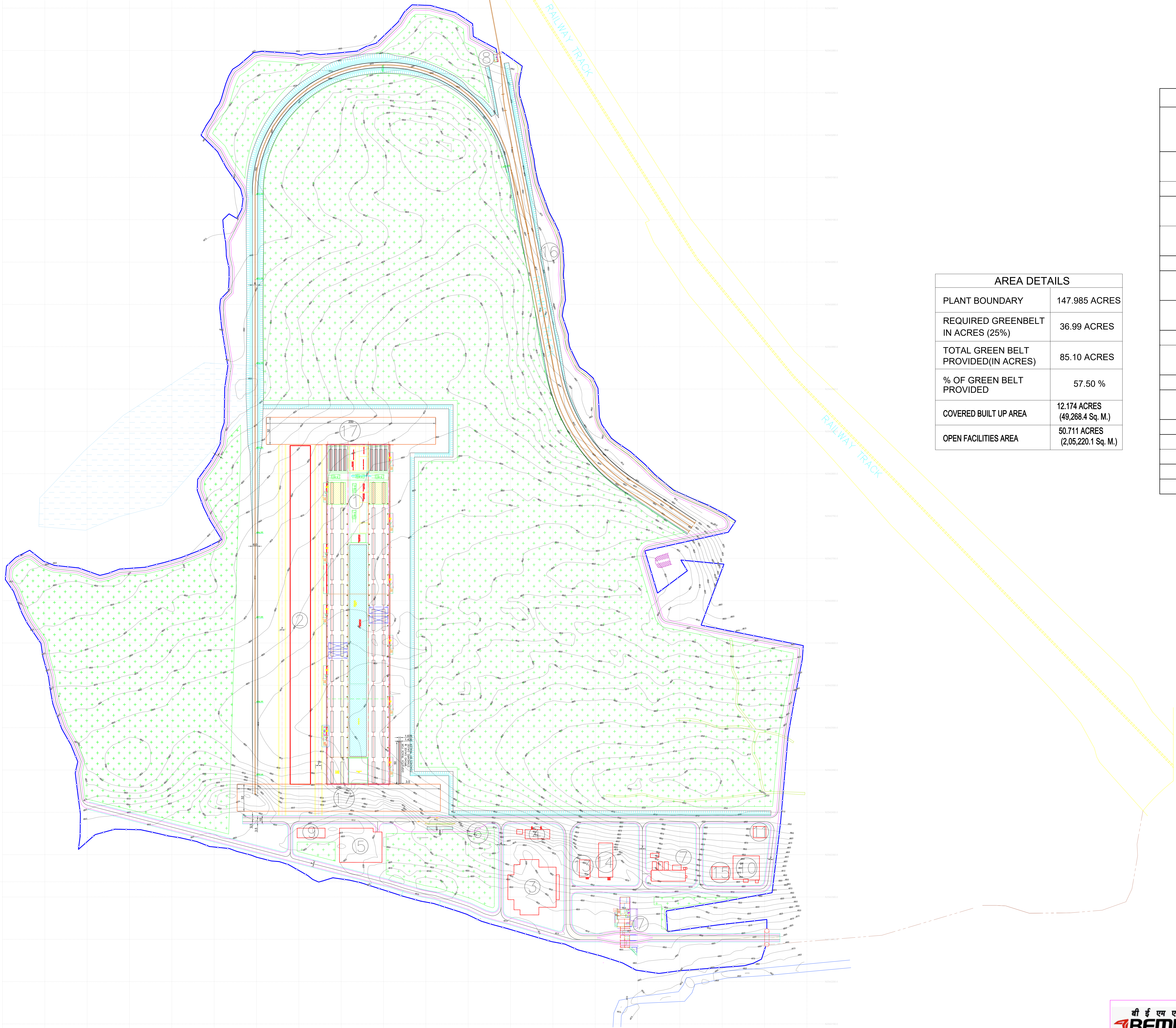
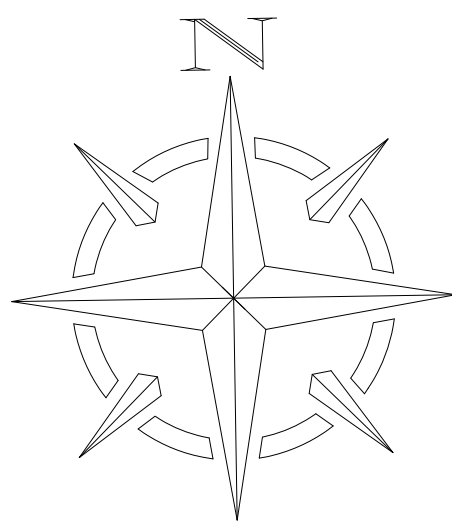
1. All dimensions are in metre unless otherwise stated.
2. The Topographical Survey is based on Reference point A1 and A2 whose Co-ordinates are N2542514.565m, E766089.867m and N2542566.107m, E766156.922m respectively.
3. Reduced level has been carried from Ohadiulla Railway Station whose value is (+)446.150 metre and co-ordinates are N2545344.136, E765204.004. This level is taken from center line on up line Railway track, as provided by the Client
4. Contour Interval = 0.5 metre
5. Grid Interval = 10.0 metre.
6. Topographical Surveyed area is ~ 598874.546 Sqm, ~ 59.9 Hecture.



Date	Description	Revision
Client		
Contractor		
Job		
Subject		
Topographic Survey with Grid Contour Drawing - Sheet 2 of 2		
Surveyed by	Drawn by	Checked by
Job no	Scale	Date
24.09.2025	1: 1000	Revision
Drawing no.	Sheet no.	R 0
01B	2 of 2	



00101-F-BG-ZZZZ-10-11-10-11000-03M



AREA DETAILS	
PLANT BOUNDARY	147.985 ACRES
REQUIRED GREENBELT IN ACRES (25%)	36.99 ACRES
TOTAL GREEN BELT PROVIDED(IN ACRES)	85.10 ACRES
% OF GREEN BELT PROVIDED	57.50 %
COVERED BUILT UP AREA	12.174 ACRES (49,268.4 Sq. M.)
OPEN FACILITIES AREA	50.711 ACRES (2,05,220.1 Sq. M.)

LIST OF MAJOR UNITS	
1	CAR BODY FABRICATION AND ASSEMBLY FACILITY INCLUDING ANNEX BUILDINGS
2	CAR BODY INSPECTION & TESTING FACILITY
3	CANTEEN BUILDING
4	OCCUPATIONAL HEALTH CENTRE(OHC)
5	RAW MATERIAL STORAGE YARD (COVERED)
6	WEIGH BRIDGE & OFFICE
7	MAIN GATE COMPLEX WITH SECURITY OFFICE
8	GATE COMPLEX FOR RAILWAY SIDING
9	FIRE STATION
10	WATER SUPPLY PUMP HOUSE & FIRE WATER PUMP HOUSE & SUMP
11	SEWAGE TREATMENT PLANT
12	MAIN RECEIVING SUBSTATION & EMERGENCY POWER SUPPLY SYSTEM
13	COMPRESSED AIR STATION
14	GAS BANK
15	RO PLANT
16	RAIL WAY YARD
17	TRAVERSER/AGV


LEGEND

- PROPOSED ROAD
- SHOP DRIVE WAY
- EXISTING FOOTPATH ROAD
- PROPOSED UNITS/FACILITIES
- TRAVERSER
- PROPOSED RAILWAY TRACK
- EXISTING POND
- GREEN BELT
- PLANT BOUNDARY

AS ON 01.05.2026



BEML LIMITED BANGALORE



मेकॉन लिमिटेड  
MECON LIMITED

ROLLING STOCK MANUFACTURING FACILITY  
AT BHOPAL, MADHYA PRADESH

MASTER PLAN LAYOUT

SECTION	GL&T
LOCATION	BANGALORE
NAME	
DESIGNED	K GOPALAN
DRAWN	S KARTHIK
CHECKED AND VERIFIED	K GOPALAN
APPROVED	SIG. _____
DATE	24-10-2025

SCALE- AS SHOWN	SHEET No.	1 OF 1	REV.
DRG.No. MEC-10047-01-14-D1-ZZ-ZZZ-DR-J-10100			R06

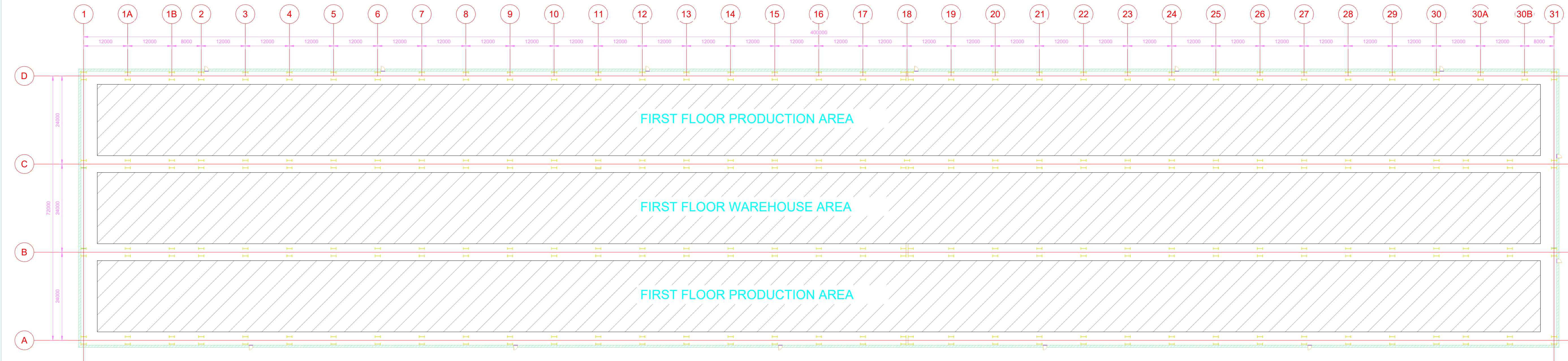
REV.No.	DATE	ZONE	DESCRIPTION	BY	VERIFIED
R06	01.05.26	-	REVISED AS PER BEML EMAIL DATED 17-04-2026	SK	K GOPALN
R05	12.02.26	-	REVISED AS PER BEML EMAIL DATED 12-02-2026	SK	K GOPALN
R04	11.02.26	-	REVISED AS PER BEML EMAIL DATED 07-02-2026	SK	K GOPALN
R03	25.11.25	-	REVISED AS PER DISCUSSION HELD ON 17 TO 19-11-2025 AT BHOPAL	SK	K GOPALN
R02	15.11.25	-	REVISED AS PER BEML COMMENTS VIDE LETTER DATED 4.11.25	SK	K GOPALN

Topo with Grid Contour Drawing	CCPL/1388/topo, Dtd 23.09.2025
REFERENCES	DRG.No.
© 2025 MECON Limited, All rights reserved.	
THIS DRAWING IS THE PROPERTY OF MECON AND IS ISSUED FOR THE SPECIFIC PROJECT MENTIONED THEREIN.THIS IS NOT TO BE COPIED OR USED FOR OTHER PROJECTS UNLESS EXPRESSLY PERMITTED BY MECON.	

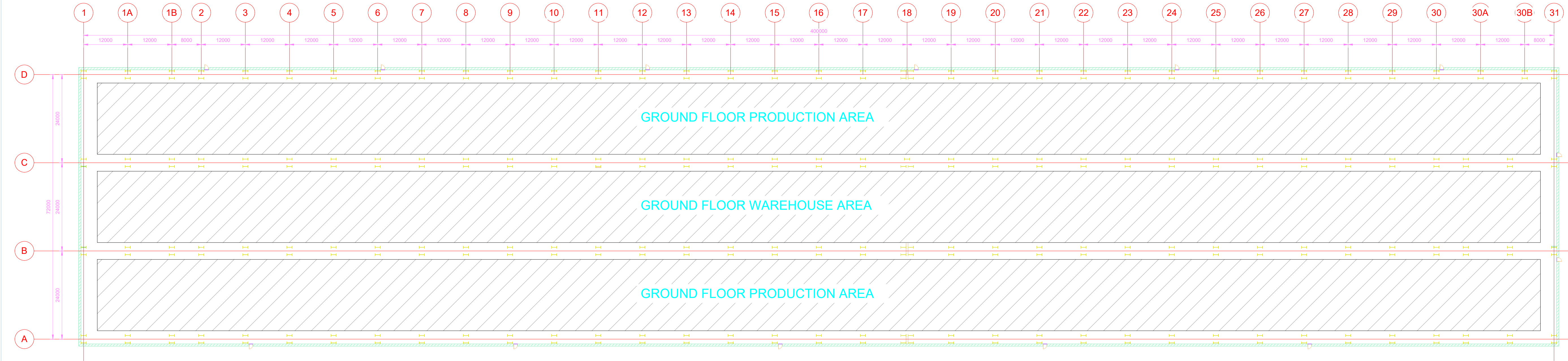


SCALE IN METRES





CAR BODY FABRICATION & ASSEMBLY BAY – FIRST FLOOR USABLE PRODUCTION & WAREHOUSE AREA



CAR BODY FURNISHING BAY – GROUND FLOOR USABLE PRODUCTION & WAREHOUSE AREA

WORK SHOP BAY – USABLE PRODUCTION & WAREHOUSE AREA

CONCEPT DRAWING

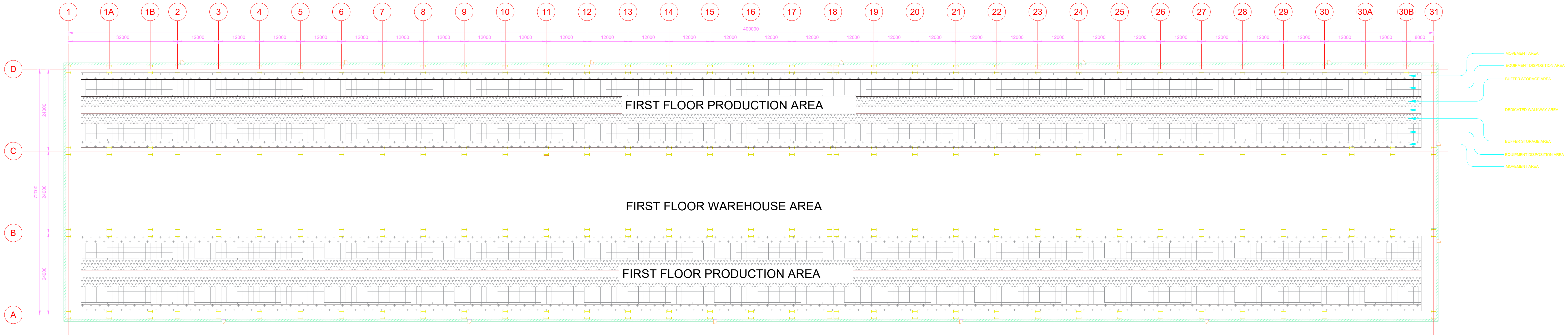
REV.	DATE	DESCRIPTION	BY	CHK.	ROW	APP.
REVISIONS						
CLIENT						

BEML  
BANGALORE  
BRAHMA RAIL PLANT

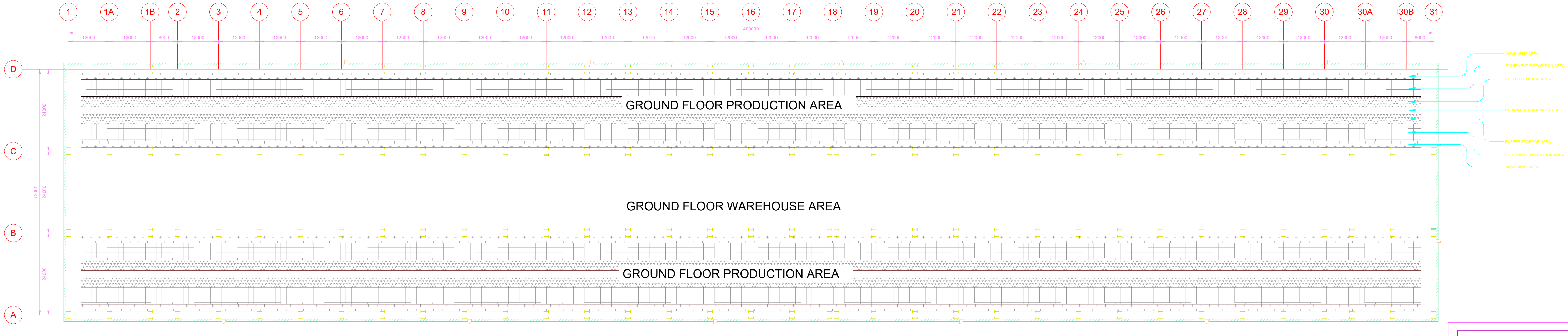
FACILITY  
CAR BODY  
FABRICATION AND  
ASSEMBLY FACILITY

TITLE  
FLOOR PLAN -  
FUNCTIONAL LAYOUT

DRAWN:	CHECKED:	REVIEWED:	APPROVED:
DATE:	SCALE:	SIZE:	A0
REF No:	REVISION		
DRAWING No:	03A		



CAR BODY FABRICATION & ASSEMBLY BAY – FIRST FLOOR FUNCTIONAL ZONE AREA

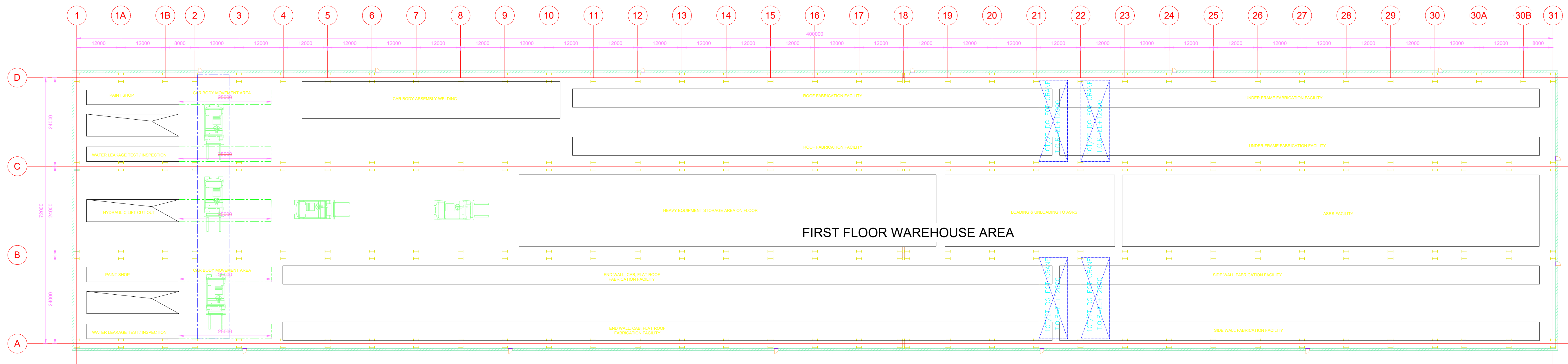


CAR BODY FURNISHING BAY – GROUND FLOOR FUNCTIONAL ZONE AREA

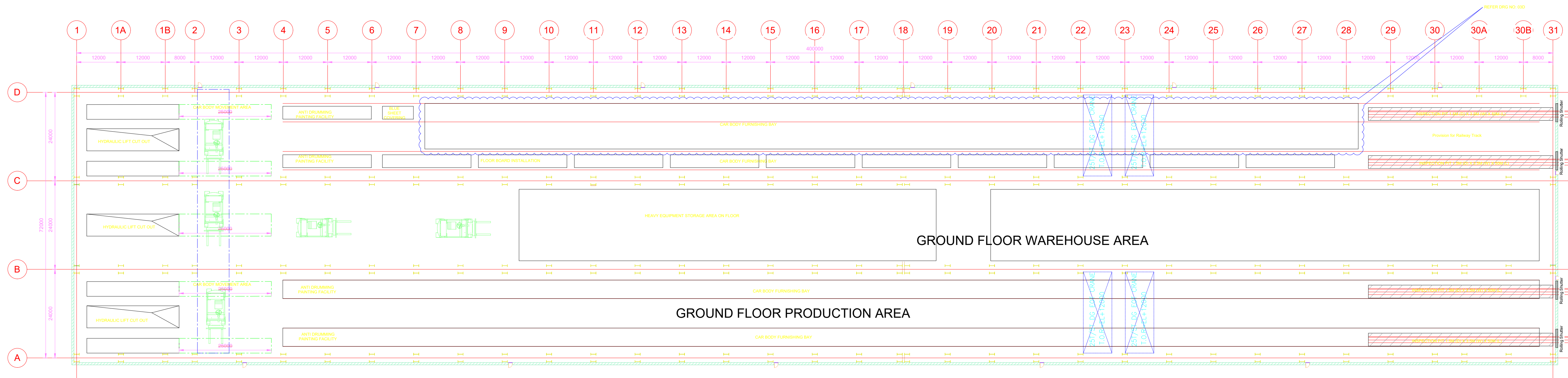
WORK SHOP BAY – FUNCTIONAL ZONE AREA

CONCEPT DRAWING

REV	DATE	DESCRIPTION	BY	CHK	REVW	APP
REVISIONS						
CLIENT						
BEML BANGALORE BRAHMA RAIL PLANT						
FACILITY CAR BODY FABRICATION AND ASSEMBLY FACILITY						
TITLE FLOOR PLAN - FUNCTIONAL LAYOUT - 2						
DRAWN:		CHECKED:	REVIEWED:	APPROVED:		
DATE:		SCALE:		SIZE: A0		
REF No:		REVISION:				
DRAWING No:		03B				



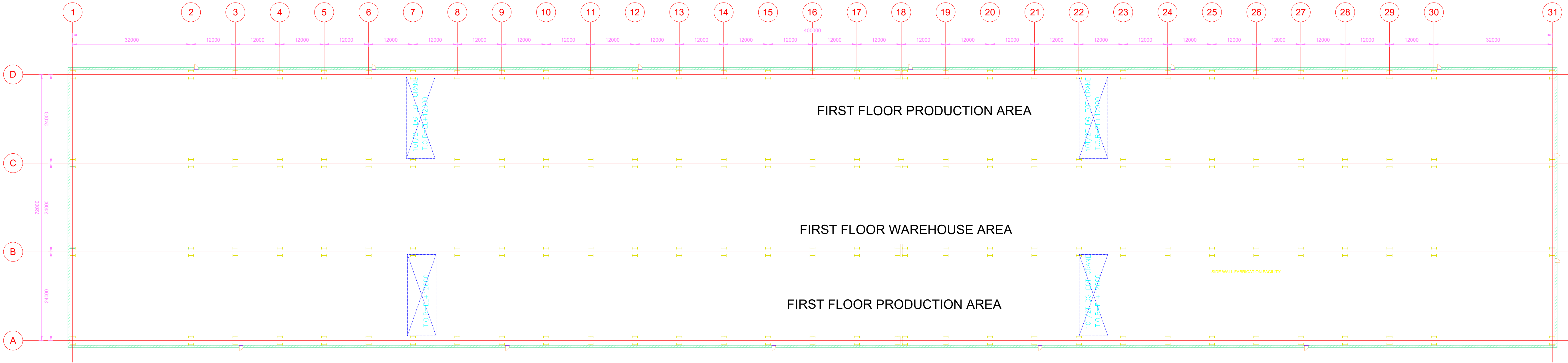
FIRST FLOOR PLAN\_ VANDE BHARAT /LHB – CAR BODY FABRICATION & ASSEMBLY BAY



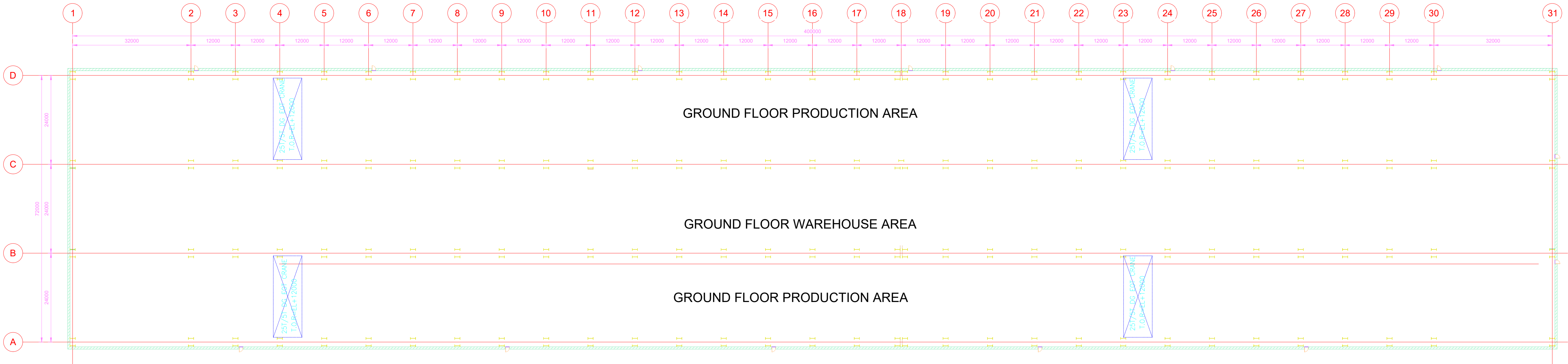
GROUND FLOOR PLAN\_ VANDE BHARAT /LHB – CAR BODY FURNISHING BAY

CONCEPT DRAWING			
CLIENT			
BEML BANGALORE BRAHMA RAIL PLANT			
FACILITY			
CAR BODY FABRICATION AND ASSEMBLY FACILITY			
TITLE			
FLOOR PLAN - FUNCTIONAL LAYOUT - 3			
DRAWN:	CHECKED:	REVIEWED:	APPROVED:
DATE:	SCALE:	SIZE: A0	
REF No:			
DRAWING No:		03C	
			REVISION





FIRST FLOOR PLAN\_ VANDE BHARAT /LHB - CAR BODY FABRICATION & ASSEMBLY BAY



GROUND FLOOR PLAN\_ VANDE BHARAT /LHB - CAR BODY FURNISHING BAY

CONCEPT DRAWING

CLIENT

BEML  
BANGALORE  
BRAHMA RAIL PLANT

FACILITY

CAR BODY  
FABRICATION AND  
ASSEMBLY FACILITY

TITLE

FLOOR PLAN -  
FUNCTIONAL LAYOUT - 4

DRAWN:

DATE:

REF No:

DRAWING No:

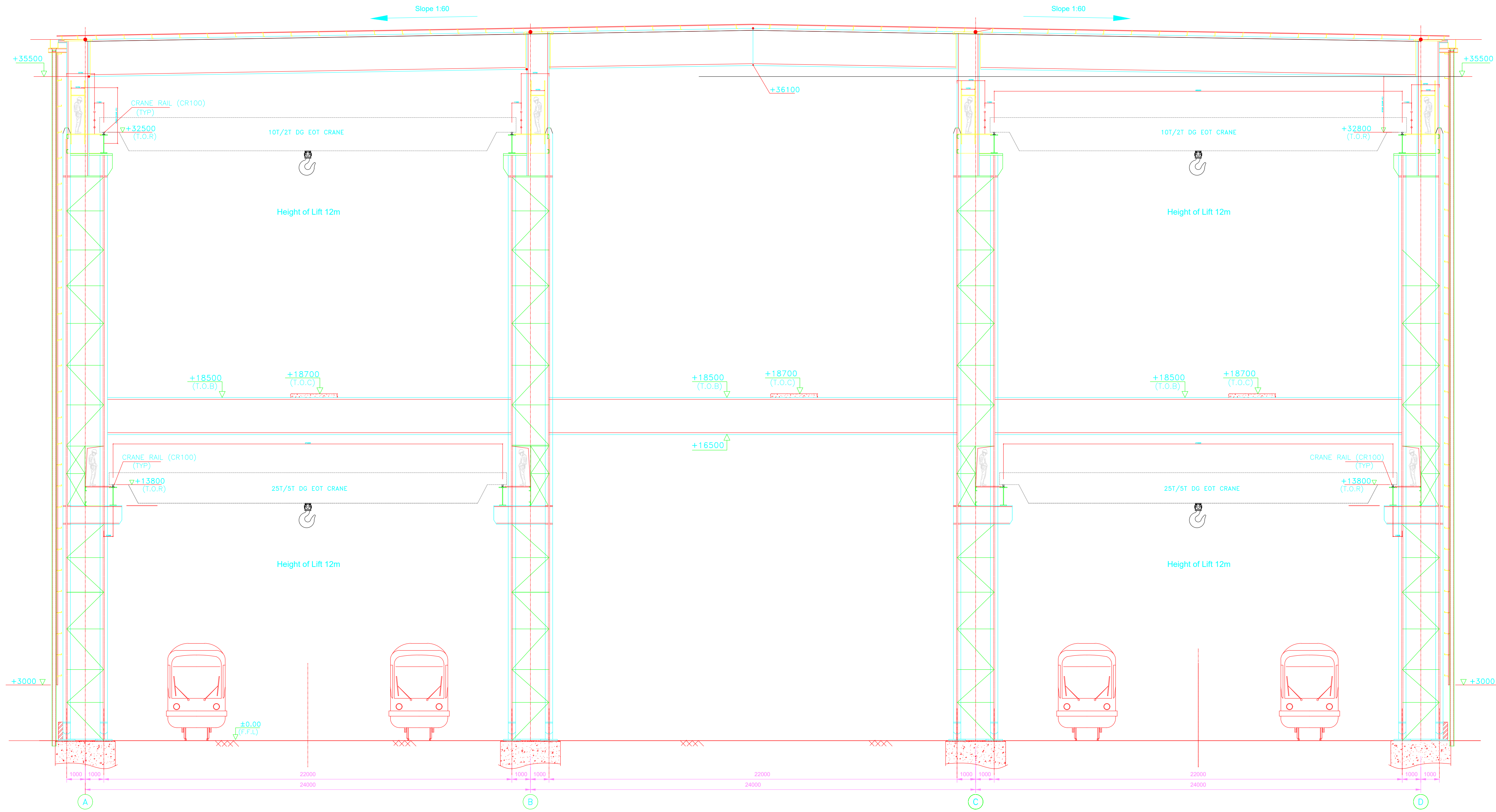
CHECKED:

SCALE:

REVISION:

03D





TYPICAL CROSS SECTION

CONCEPT DRAWING

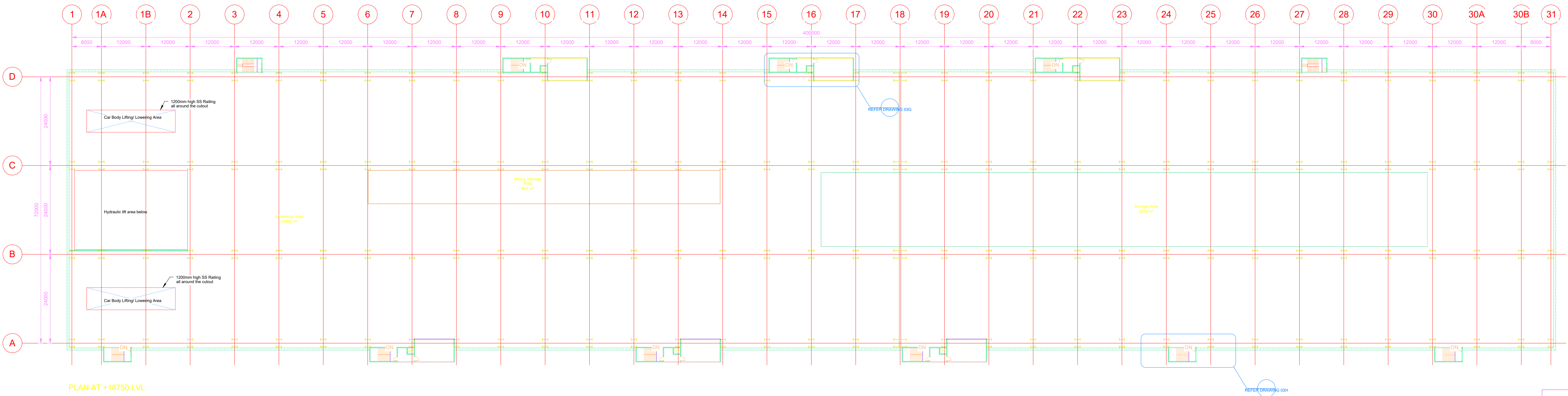
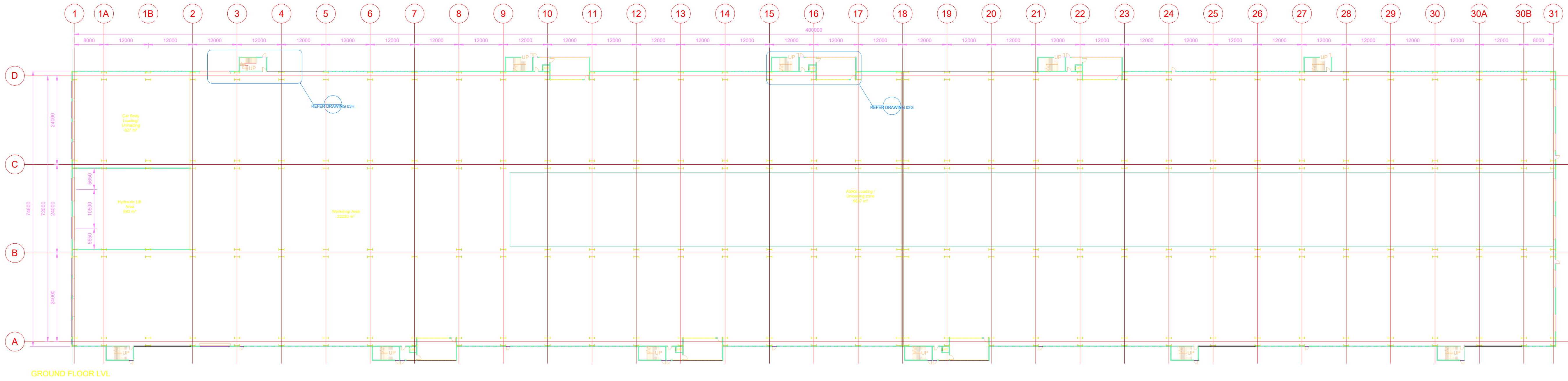
CLIENT  
BEML  
BANGALORE  
BRAHMA RAIL PLANT

FACILITY  
CAR BODY  
FABRICATION AND  
ASSEMBLY FACILITY

TITLE  
CROSS SECTION

DRAWN:	CHECKED:	REVIEWED:	APPROVED:
DATE:	SCALE:	SIZE:	A0
REF No:			
DRAWING No:	03D		
REVISION:			

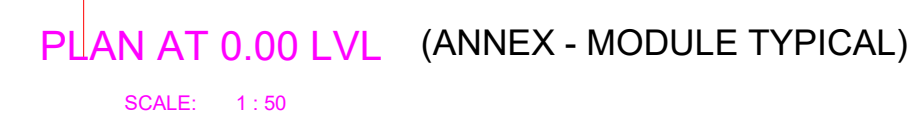




FLOOR PLAN (DRAFT)

CONCEPT DRAWING			
CLIENT			
BEML BANGALORE BRAHMA RAIL PLANT			
FACILITY			
CAR BODY FABRICATION AND ASSEMBLY FACILITY WITH ANNEX BUILDING			
TITLE			
FLOOR PLAN (DRAFT)			
DRAWN:	CHECKED:	REVIEWED:	APPROVED:
DATE:	SCALE:	SIZE: A0	
REF No:			
DRAWING No:	03F		REVISION:





#### CONCEPT DRAWING

[illegible]

CUENT

**BELM  
BANGALOR**

## BRAHMA RAIL PLANT

CAR BODY FABRICATION AND  
ASSEMBLY FACILITY WITH ANNEX  
BUILDING

MECON LIMITED  
BANGALORE

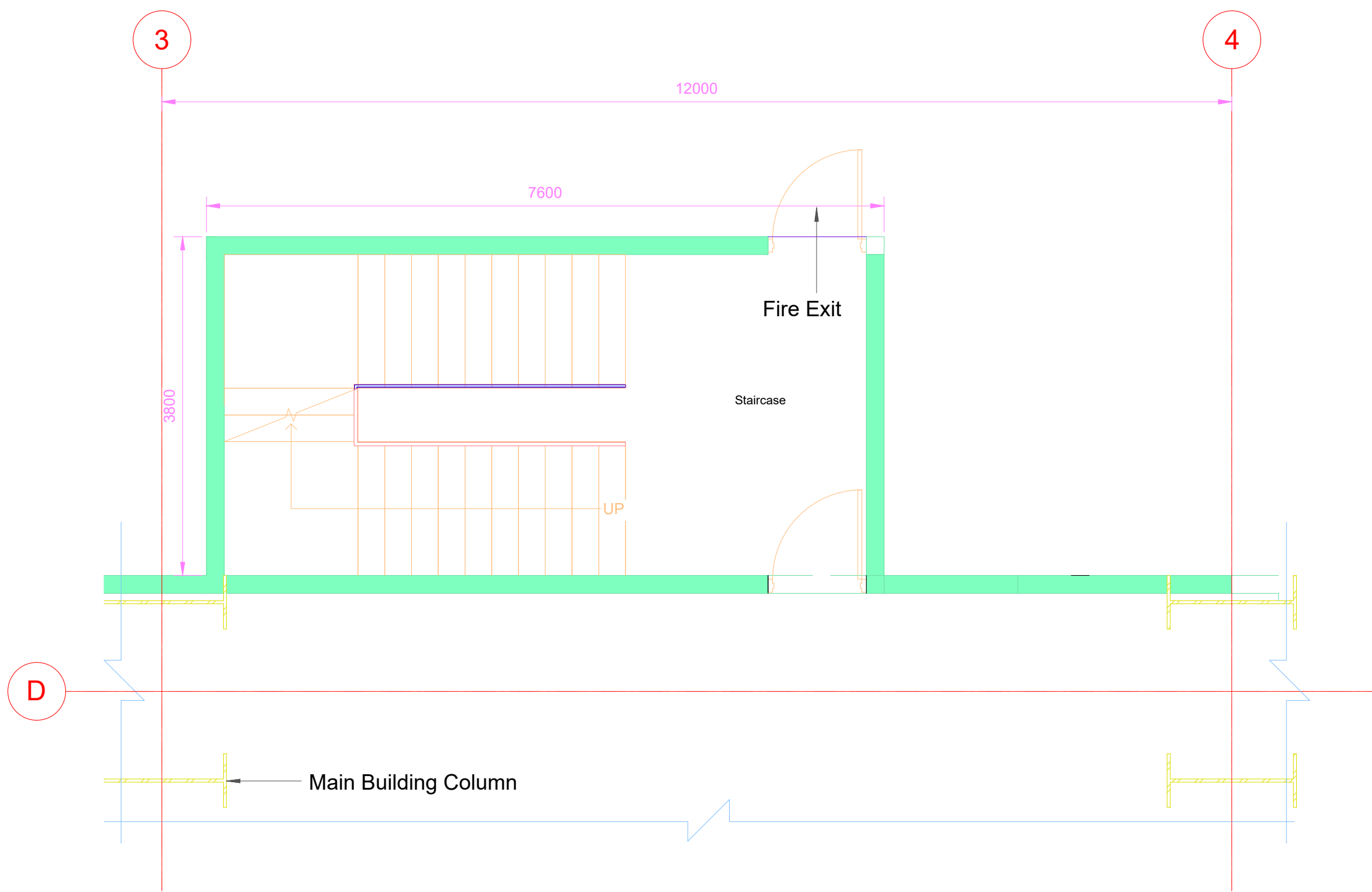
TITLE

**ANNEX SPACE GROUND FLOOR PLAN,  
TYPICAL FLOOR PLAN AND SECTIONS  
(DRAFT)**

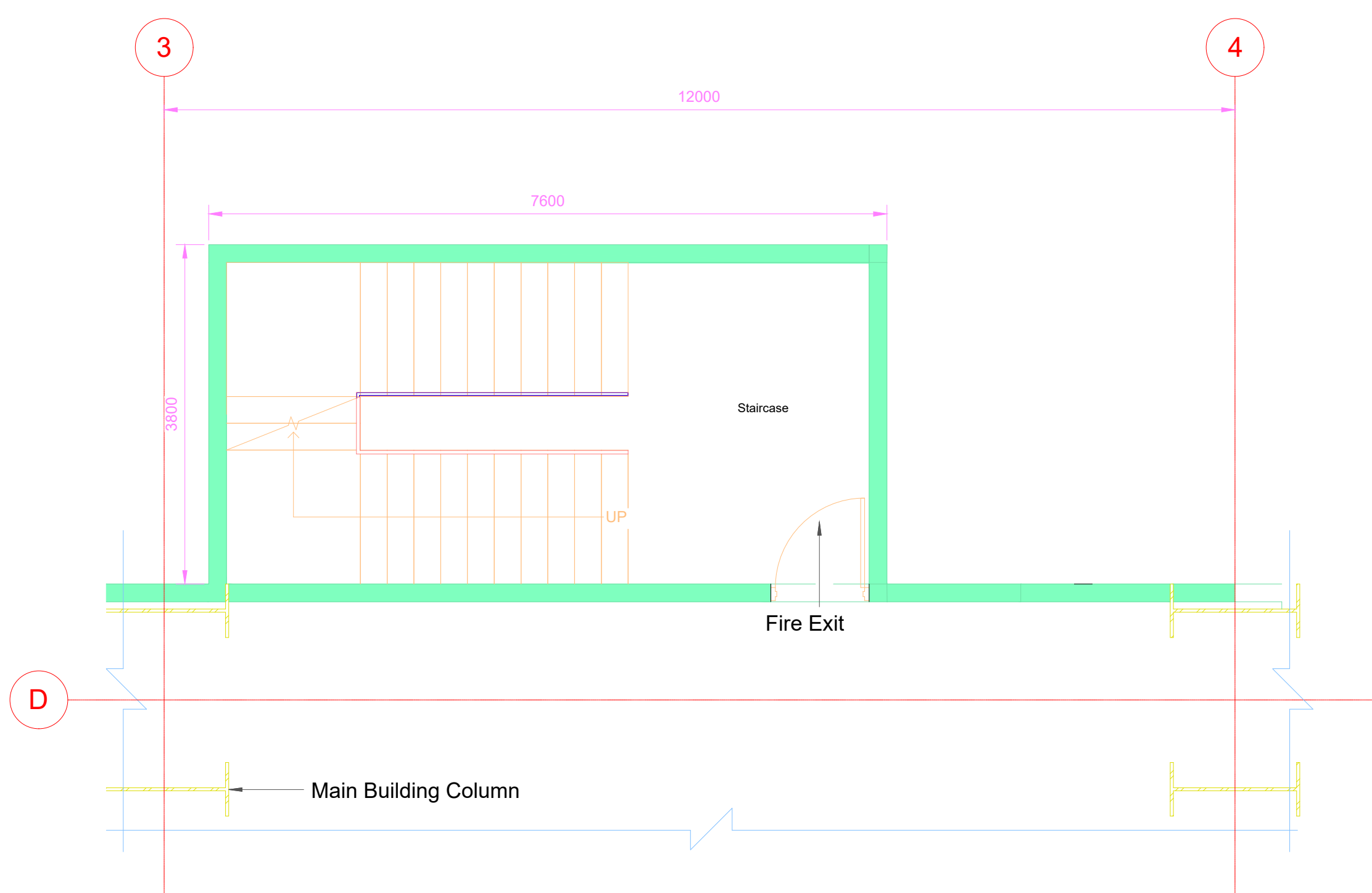
DRAWN: JT	CHECKED: MSB	REVIEWED: MM	APPROVED: BGS
DATE:		SCALE: 1:50	SIZE: A0

DRAWING No.:	REV:
03G	





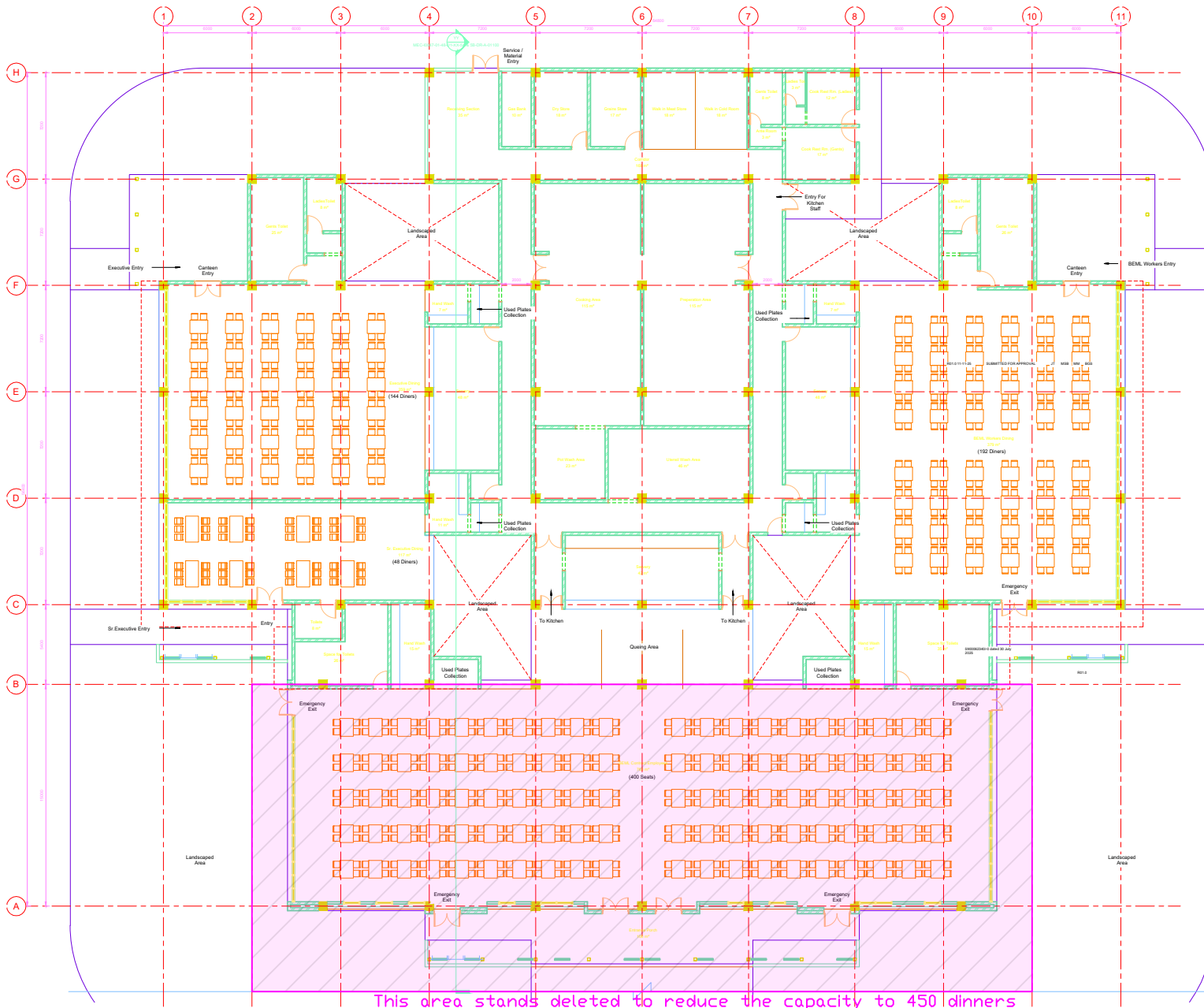
GROUND FLOOR LVL



PLAN AT +18750 LVL

CONCEPT DRAWING			
CLIENT			
BEML BANGALORE BRAHMA RAIL PLANT			
FACILITY			
CAR BODY FABRICATION AND ASSEMBLY FACILITY WITH ANNEX BUILDING			
TITLE			
FIRE STAIRCASE FLOOR PLAN (DRAFT)			
DRAWN:	CHECKED:	REVIEWED:	APPROVED:
DATE:	SCALE:	SIZE:	A0
REF No.:		REVISION:	
DRAWING No.:		03H	





GROUND FLOOR LEVEL

BUILT UP AREA SCHEDULE	
Name	Area(Sqm)
GROUND FLOOR	2500
TOTAL BUILT UP AREA	2500

### CONCEPT DRAWING

[illegible]

CLIENT

BEML  
BANGALORE

**Comprehensive Detailed Project Report (DPR) for Establishing a State-of-the-Art Greenfield Rolling Stock Manufacturing Plant at Bhopal, Madhya Pradesh**

### CANTEEN BUILDING

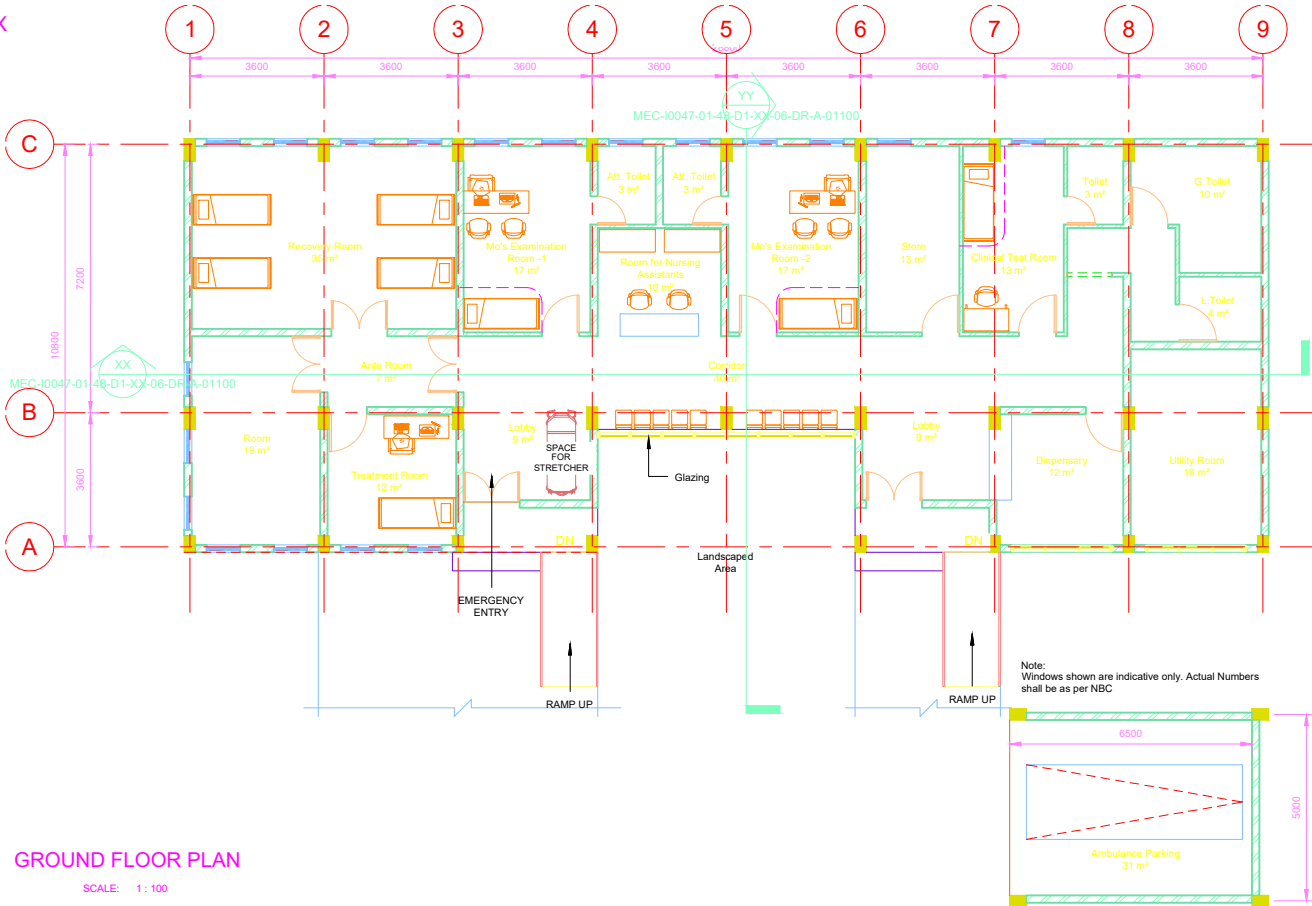
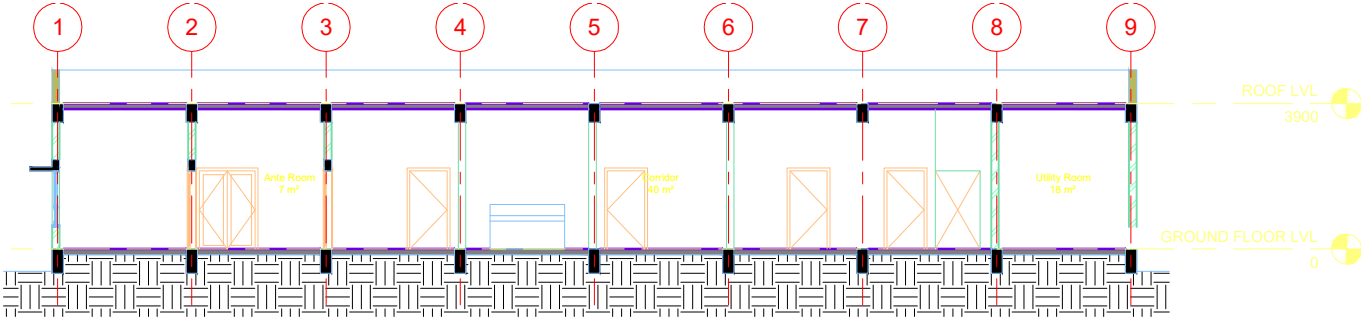
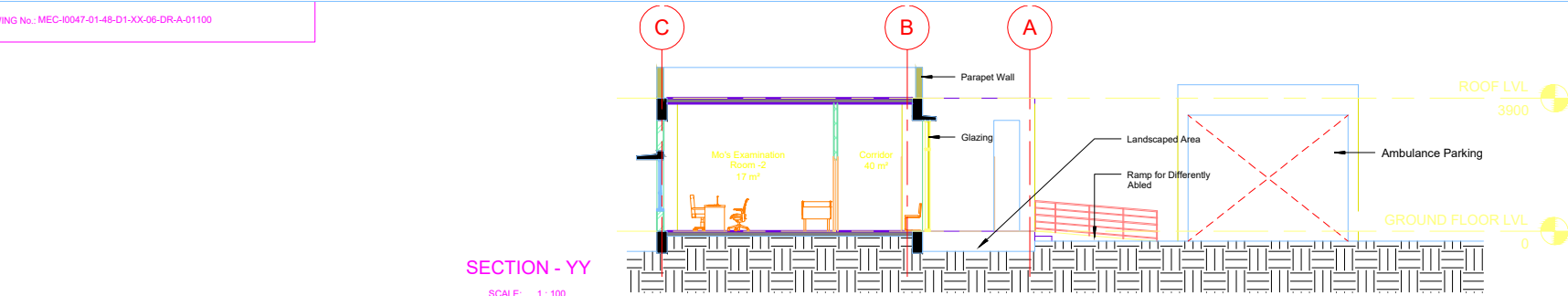
MECON LIMITED  
BANGALORE

TITLE
-------

### GROUND FLOOR PLAN AND SECTION

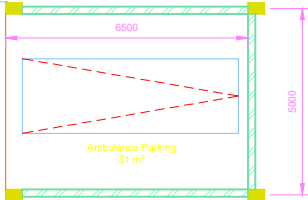
DRAWN: MS BRUNO	CHECKED: MS BRUNO	REVIEWED: MALAYA	APPROVED: BG SAJIT
DATE: 13-15-2025		SCALE: 1:100	SIZE: A0
REF No: 0600062340-0 dated 30 July 2025		OBJECT No: D/1034798T	
DRAWING No.:			REVISION:





Area Schedule	
Name	Area
AMBULANCE PARKING	37 m²
HEALTH CENTRE	300 m²
TOTAL BUILTUP AREA	337 m²

Note:  
Windows shown are indicative only. Actual Numbers  
shall be as per NBC



CONCEPT DRAWING

R02.0	28-11-25	FOR DPR SUBMISSION	MSB	MSB	MM	BGS			
R01.0	21-10-25	SUBMITTED FOR APPROVAL	MSB	MSB	MM	BGS			
REV	DATE	DESCRIPTION	BY	CHK	Rvw	APP			
REVISIONS									
CLIENT									

BEML  
BANGALORE

Comprehensive Detailed Project  
Report (DPR) for Establishing a *State-  
of-the-Art Greenfield Rolling Stock  
Manufacturing Plant* at Bhopal,  
Madhya Pradesh

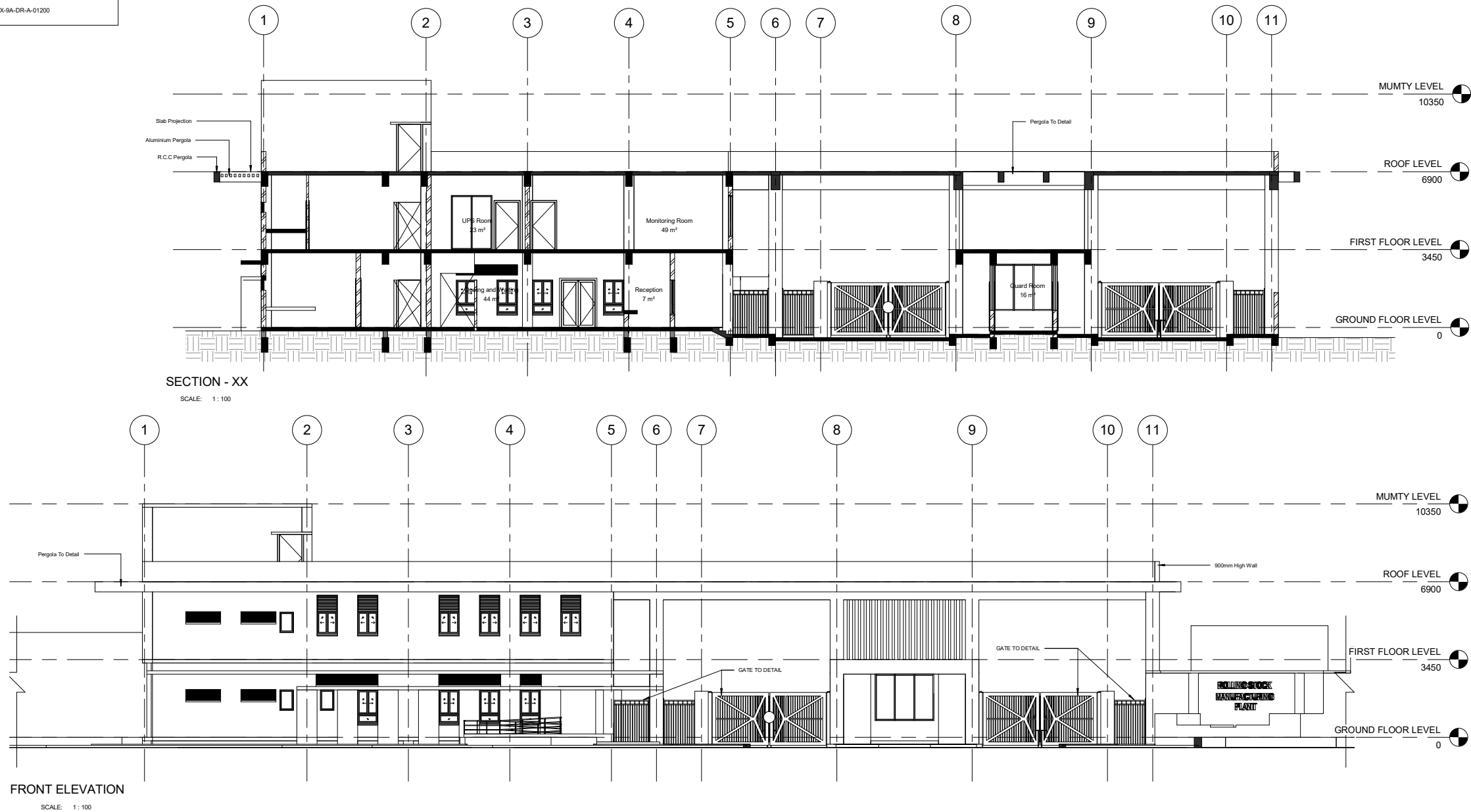
Occupational Health  
Centre

MECON LIMITED  
BANGALORE

TITLE  
GROUND FLOOR PLAN AND SECTIONS

DRAWN: MS BRUNO	CHECKED: MALAYA	REVIEWED: MS BRUNO	APPROVED: BG SAJIT
DATE: 21-10-2025		SCALE: 1 : 100	SIZE: A2
REF No.: 5900062340/-O dated 30 July 2025		JECT No.: 10047	
DRAWING No.: MEC-10047-01-48-D1-XX-06-DR-A-01100			REVISION:
			R02.0





CONCEPT DRAWING



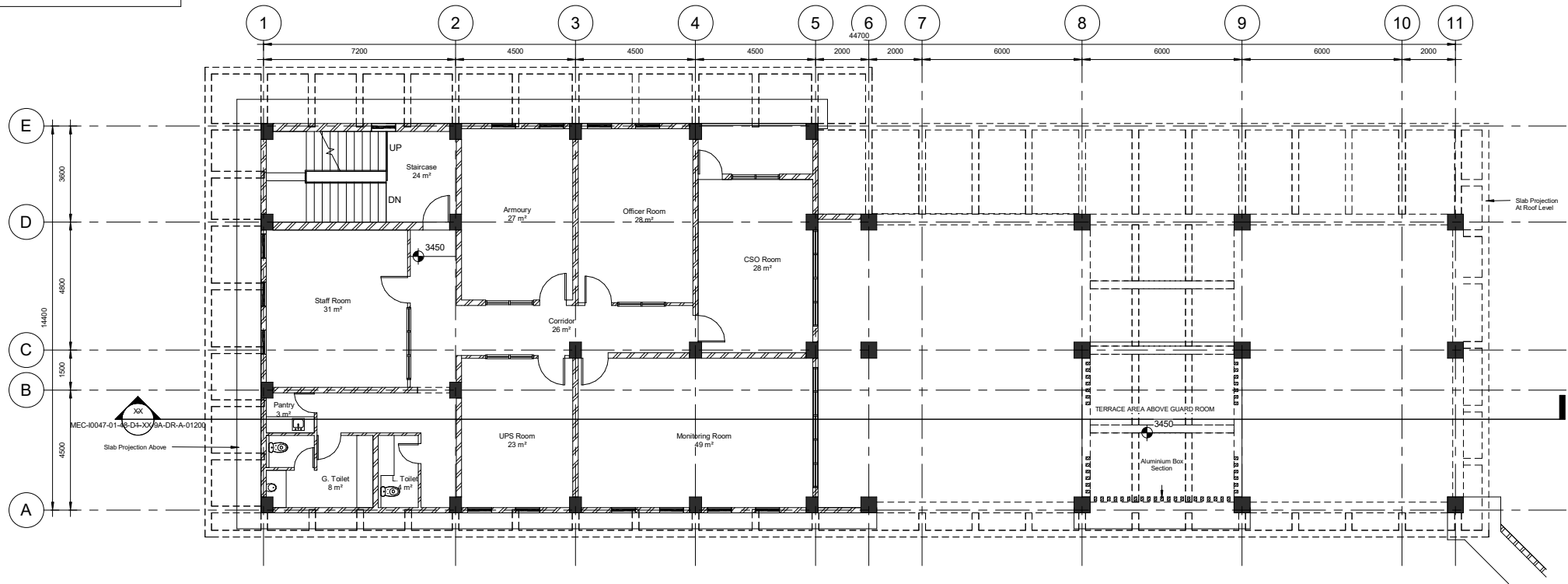
VIEW OF MAIN GATE FROM VISITOR'S PARKING AREA



VIEW OF MAIN GATE FROM ACCESS ROAD

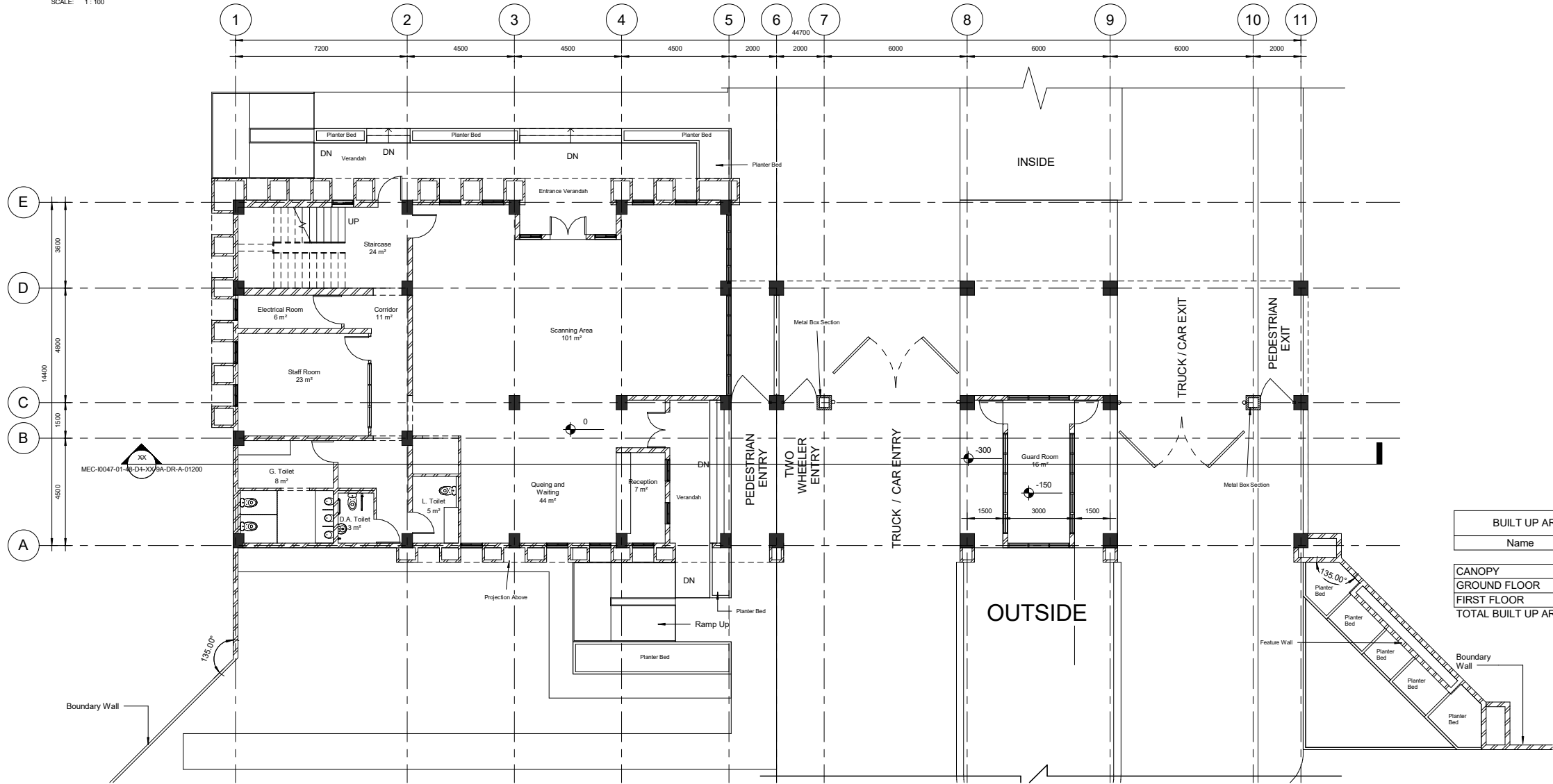
R01.006-10-25		SUBMITTED FOR APPROVAL		JT	MSB	MM	BGS
REV	DATE	DESCRIPTION		BY	CHK	R/W	APP
REVISIONS							
CLIENT							
<div></div>				BEML BANGALORE			
<div>Comprehensive Detailed Project Report (DPR) for Establishing a <i>State-of-the-Art Greenfield Rolling Stock Manufacturing Plant</i> at Bhopal, Madhya Pradesh</div>							
MAIN GATE COMPLEX WITH SECURITY OFFICE							
<div></div>				MECON LIMITED BANGALORE			
TITLE							
SECTION, FRONT ELEVATION & VIEWS							
DRAWN: Author		CHECKED: Checker		REVIEWED: Designer		APPROVED: Approver	
DATE: 11/04/25				SCALE: 1 : 100		SIZE: A1	
REF No.: 58000623401-0 dated 30 July 2025				PROJECT No.: 10047			
DRAWING No.: MEC-0047-01-48-D1-XX-9A-DR-A-01200						REVISION:	
						R01.0	





FIRST FLOOR LEVEL

SCALE: 1 : 100



GROUND FLOOR LEVEL

SCALE: 1 : 100

CONCEPT DRAWING



**Comprehensive Detailed Project Report (DPR) for Establishing a State-of-the-Art Greenfield Rolling Stock Manufacturing Plant at Bhopal, Madhya Pradesh**

MAIN GATE COMPLEX WITH SECURITY OFFICE



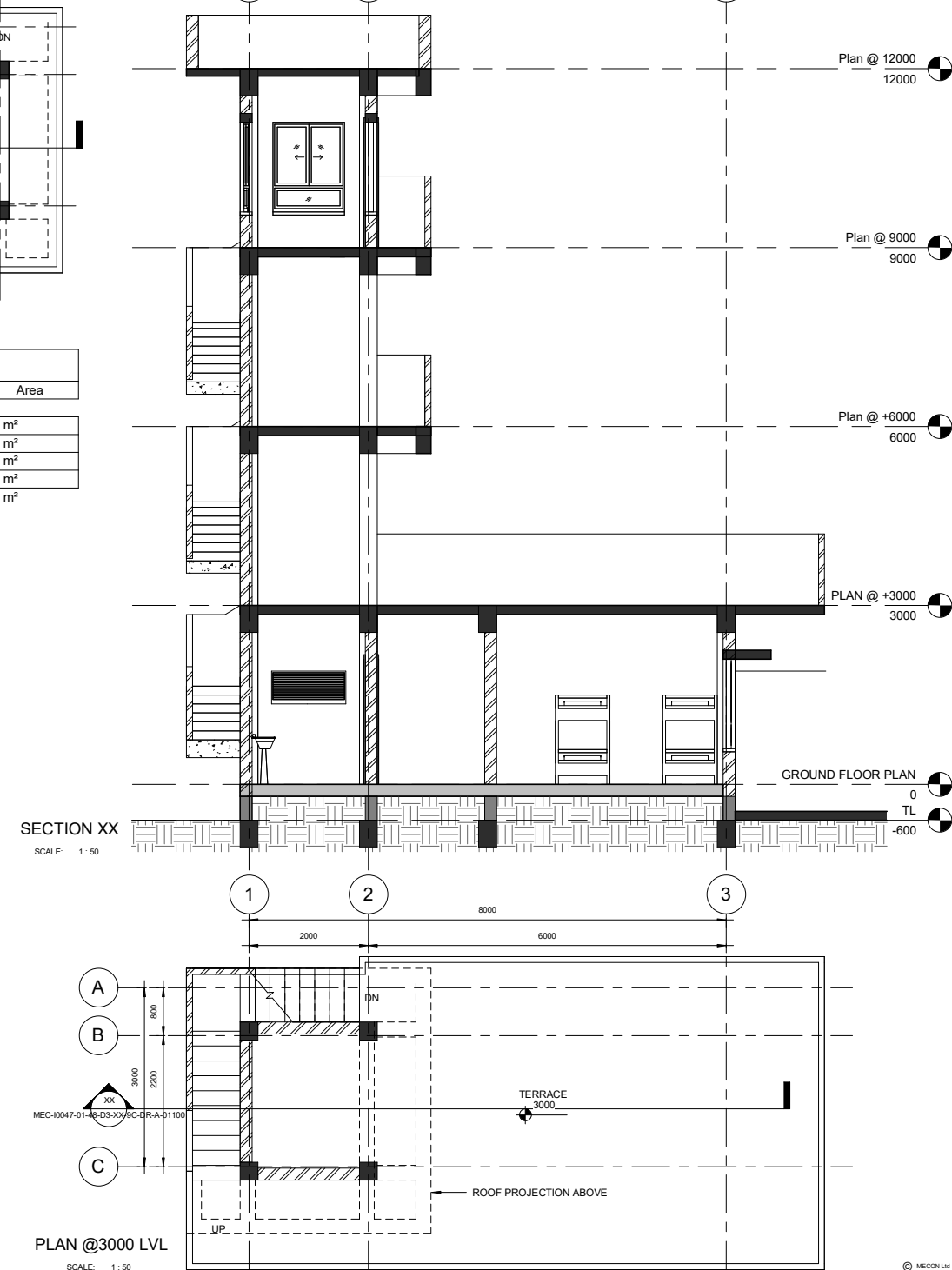
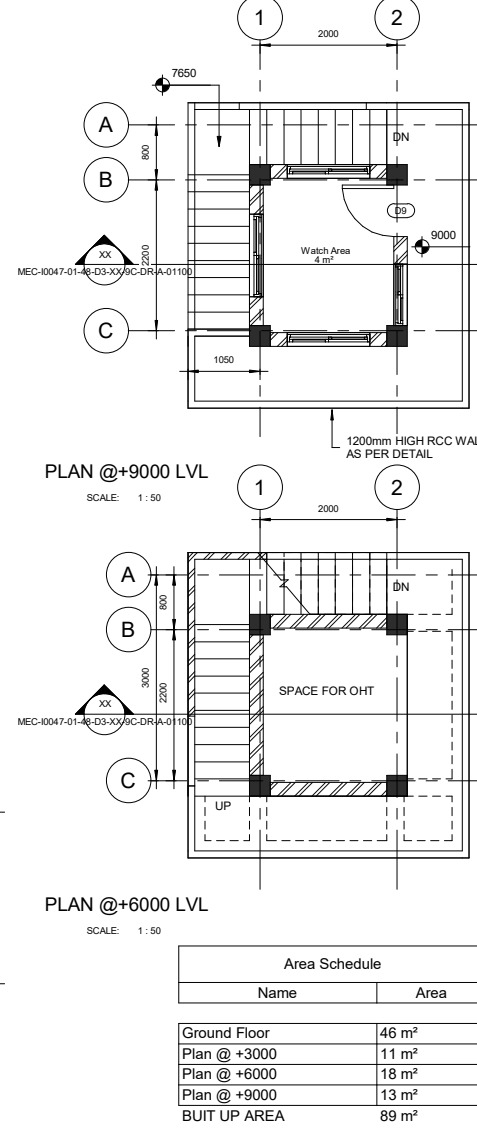
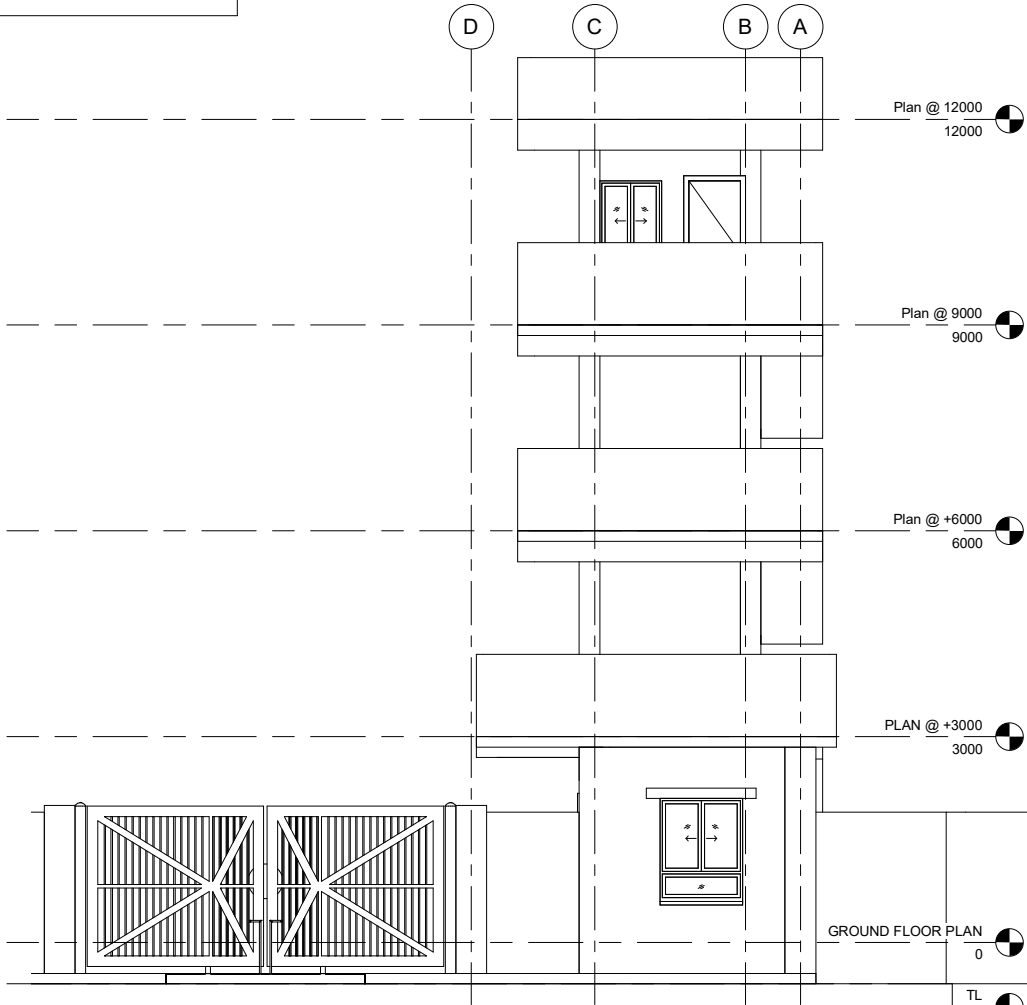
**GROUND FLOOR PLAN AND FIRST FLOOR PLAN**

DRAWN: THILAGAN  
DATE: 06-11-2025  
CHECKED: MS BRUNO  
REVIEWED: MALAYA  
APPROVED: BG SAJJIT  
SCALE: 1 : 100  
SIZE: A1

REF No.: 58000623401-0 dated 30 July 2025  
PROJECT No.: 10047

DRAWING No.: REVISION:





CONCEPT DRAWING



**Comprehensive Detailed Project Report (DPR) for Establishing a State-of-the-Art Greenfield Rolling Stock Manufacturing Plant at Bhopal, Madhya Pradesh**

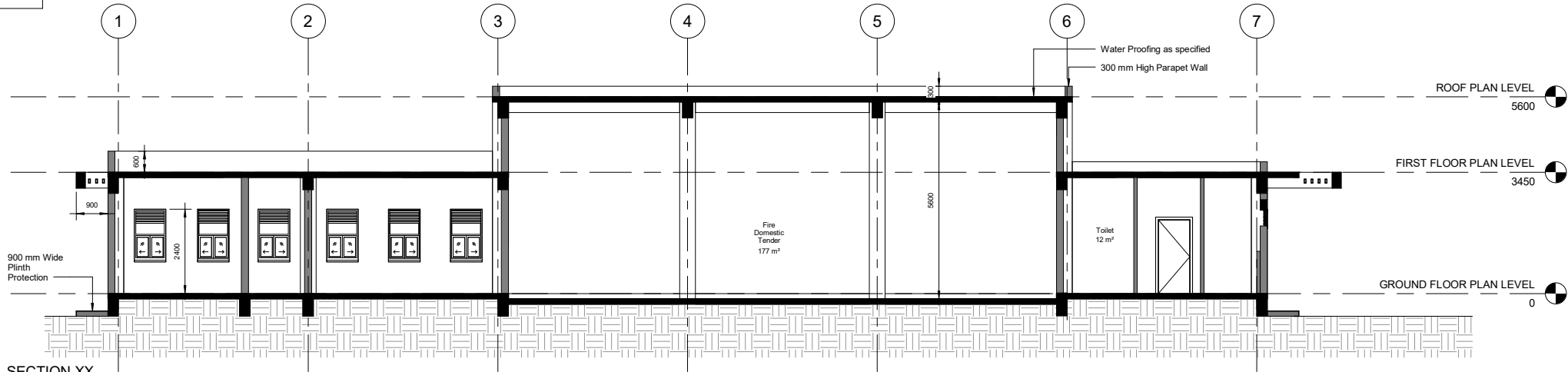
GATE COMPLEX FOR RAILWAY SIDING



**FLOOR PLANS, SECTION, ELEVATION AND 3-D RENDER**

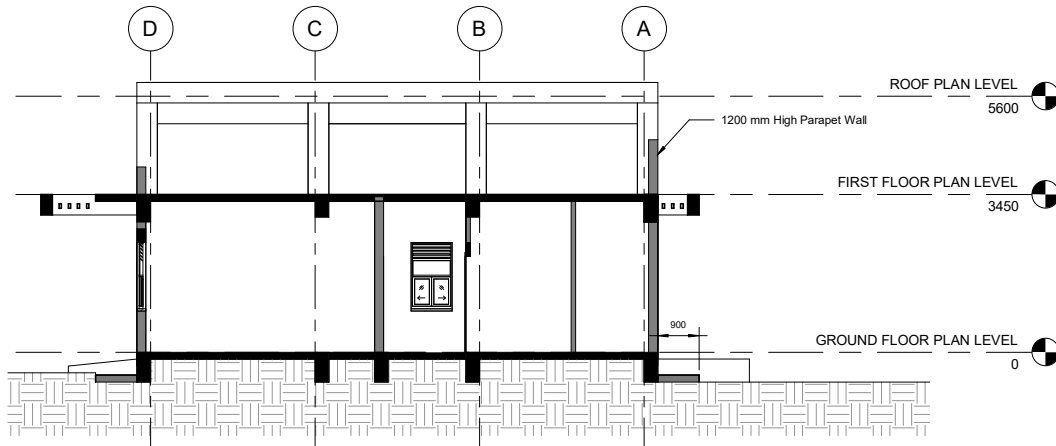
DRAWN: THILAGAN	CHECKED: MS BRUNO	REVIEWED: MALAYA	APPROVED: BG SAJIT
DATE: 06-11-2025	SCALE: 1 : 50	SIZE: A1	
REF No.: 590062340/G dated 30 th July 2025		PROJECT No.: 10047	
DRAWING No.: MEC-0047-01-48-D3-XX-9C-DR-A-01100			REVISION: R01.0





SECTION XX

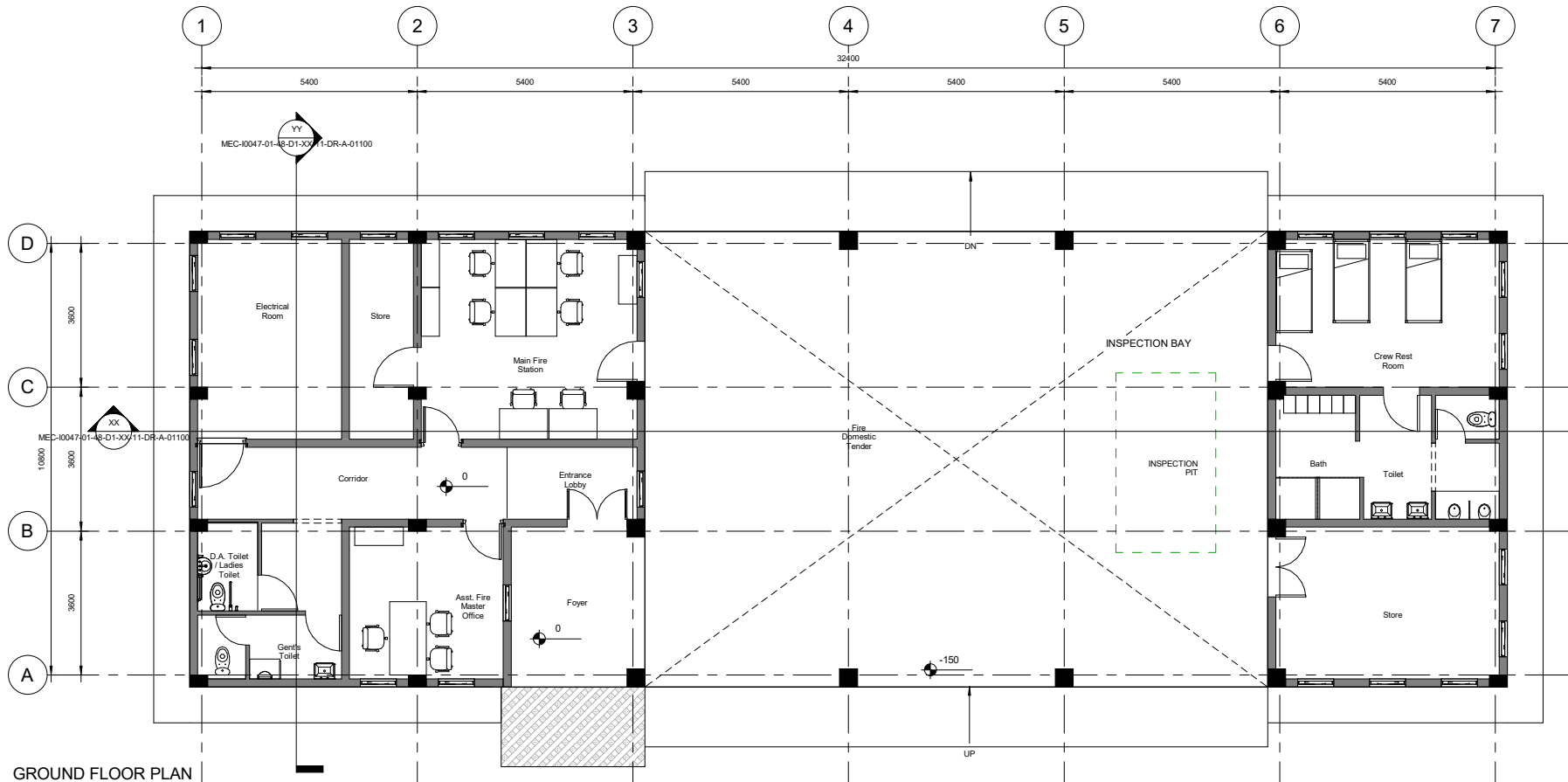
SCALE: 1 : 75



SECTION YY

SCALE: 1 : 75

BUILT UP AREA SCHEDULE	
Name	Area(Sqm)
GROUND FLOOR	376 m²
TOTAL BUILT UP AREA	376 m²



GROUND FLOOR PLAN

SCALE: 1 : 75

CONCEPT DRAWING

REV	DATE	DESCRIPTION	BY	CHK	R/W	APP
R02	28-11-25	FOR DPR SUBMISSION	MSB	MSB	MM	BOS
R01	21-10-25	SUBMITTED FOR APPROVAL	MSB	MSB	MM	BOS

CLIENT

**बी ई एम एल**  
**BEML**  
BANGALORE

**Comprehensive Detailed Project Report (DPR) for Establishing a State-of-the-Art Greenfield Rolling Stock Manufacturing Plant at Bhopal, Madhya Pradesh**

FIRE STATION

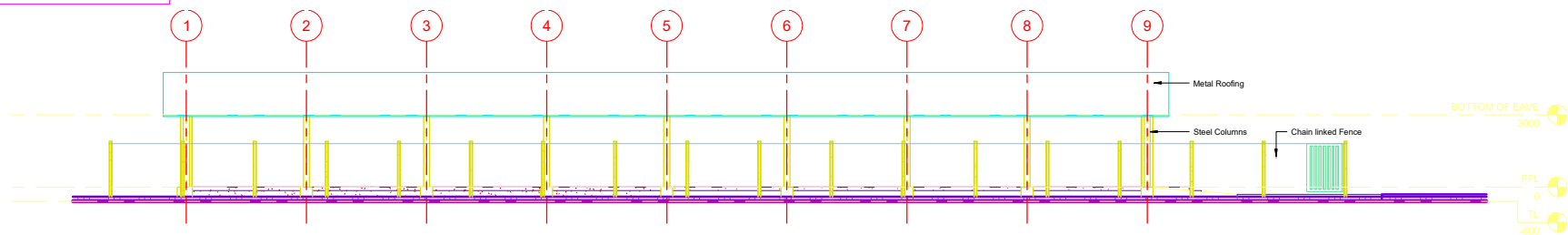
**MECON LIMITED**  
BANGALORE

TITLE

**GROUND FLOOR PLAN AND SECTIONS**

DRAWN: MS BRUNO	CHECKED: MS BRUNO	REVIEWED: MALAYA	APPROVED: BG SAJIT
DATE: 21-10-2025		SCALE: 1 : 75	SIZE: A1
REF No.: 5900062340/-0 dated 30 July 2025		PROJECT No.: I/0047	
DRAWING No.: MEC-0047-01-48-D1-XX-11-DR-A-01100			REVISION:

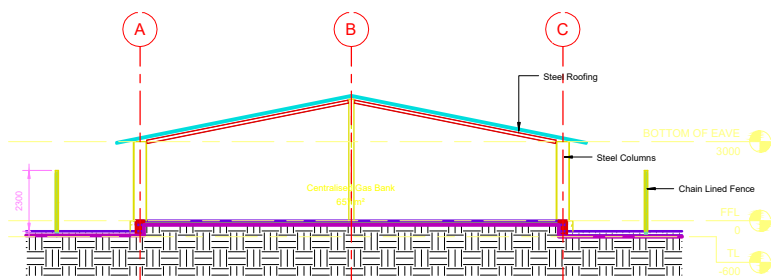




SCALE: 1 : 100

ELEVATION ALONG GRID - 1 & 9

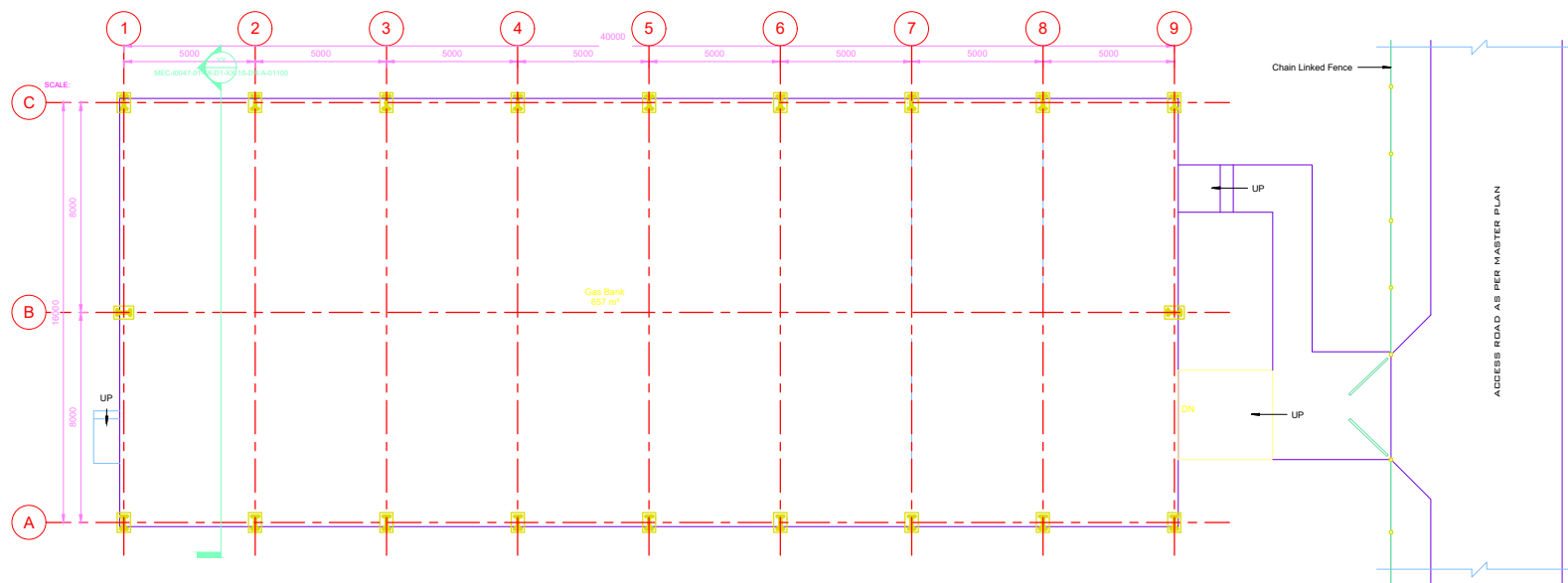
1 - 100



SECTION - YY

SCALE: 1 : 100

Area Schedule (Gross Building)	
Name	Area
FLOOR AREA	657 m <sup>2</sup>
TOTAL BUILT UP AREA	657 m <sup>2</sup>



## GROUND FLOOR PLAN

SCALE: 1 : 100

## CONCEPT DRAWING


ROLD 27-11-25	FOR DPR SUBMISSION	MSB	MSB	MM	D
ROLD 1 - 26 x 300	ROLD 26-11-25	ROLD 1	ROLD 114	ROLD 115	

REV	DATE	DESCRIPTION	BY	CHK	RVW	APP
REVISIONS						

CLIENT \_\_\_\_\_

1. *Journal of Management Studies*, 1996, 33, 1, 1-14.

\*Beml ist ein Markenname der BML Group, der in anderen Ländern ebenfalls geschützt ist.

# Comprehensive Detailed Project Report (DPR) for Establishing a State-of-the-Art Greenfield Rolling Stock Manufacturing Plant at Bhopal, Madhya Pradesh

## GAS BANK

MECON LIMITED  
BANGALORE

TITLE	
-------	--

### GROUND FLOOR PLAN , SECTION, ELEVATION & VIEW

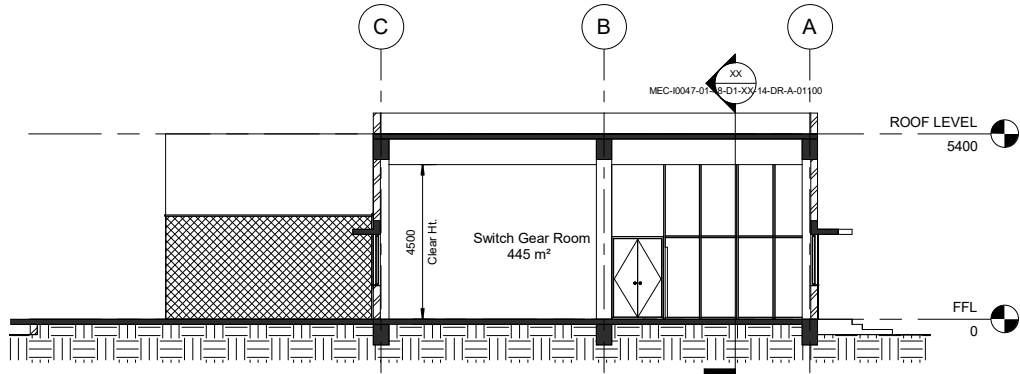
DRAWN: MS BRUNO	CHECKED: MS BRUNO	REVIEWED: MALAYA	APPROVED: BG SAJIT
DATE: 27-11-2025	SCALE 1 : 100		SIZE: A1

REF No.: 5900062340I-0 dated 30 July OJECT No.: V0047

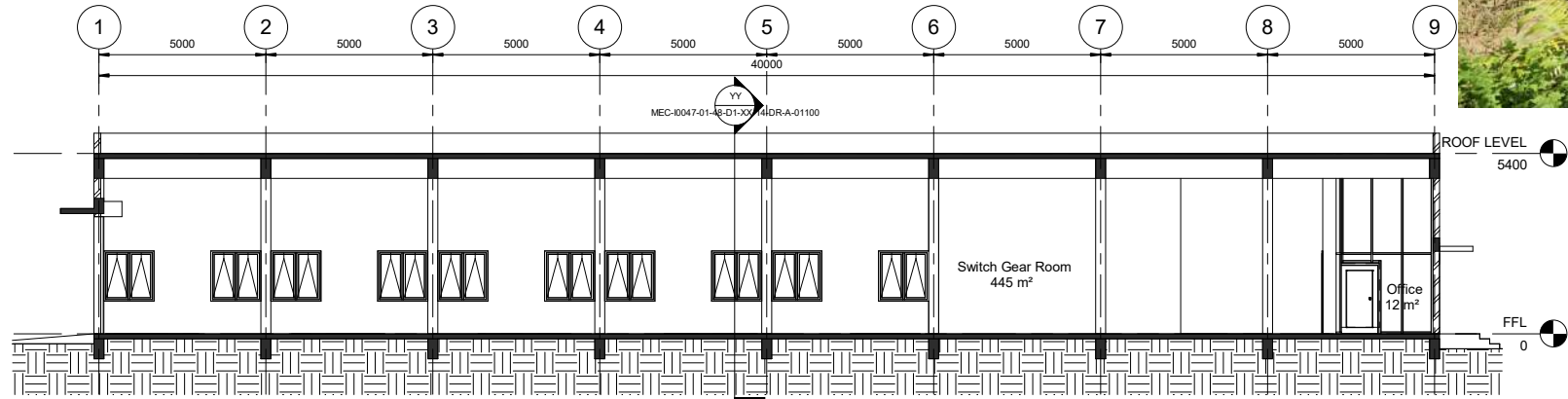
2025  
DRAWING No.:  
MEC-0047-01-48-D1-JX-16-DR-A-01100

R01.0



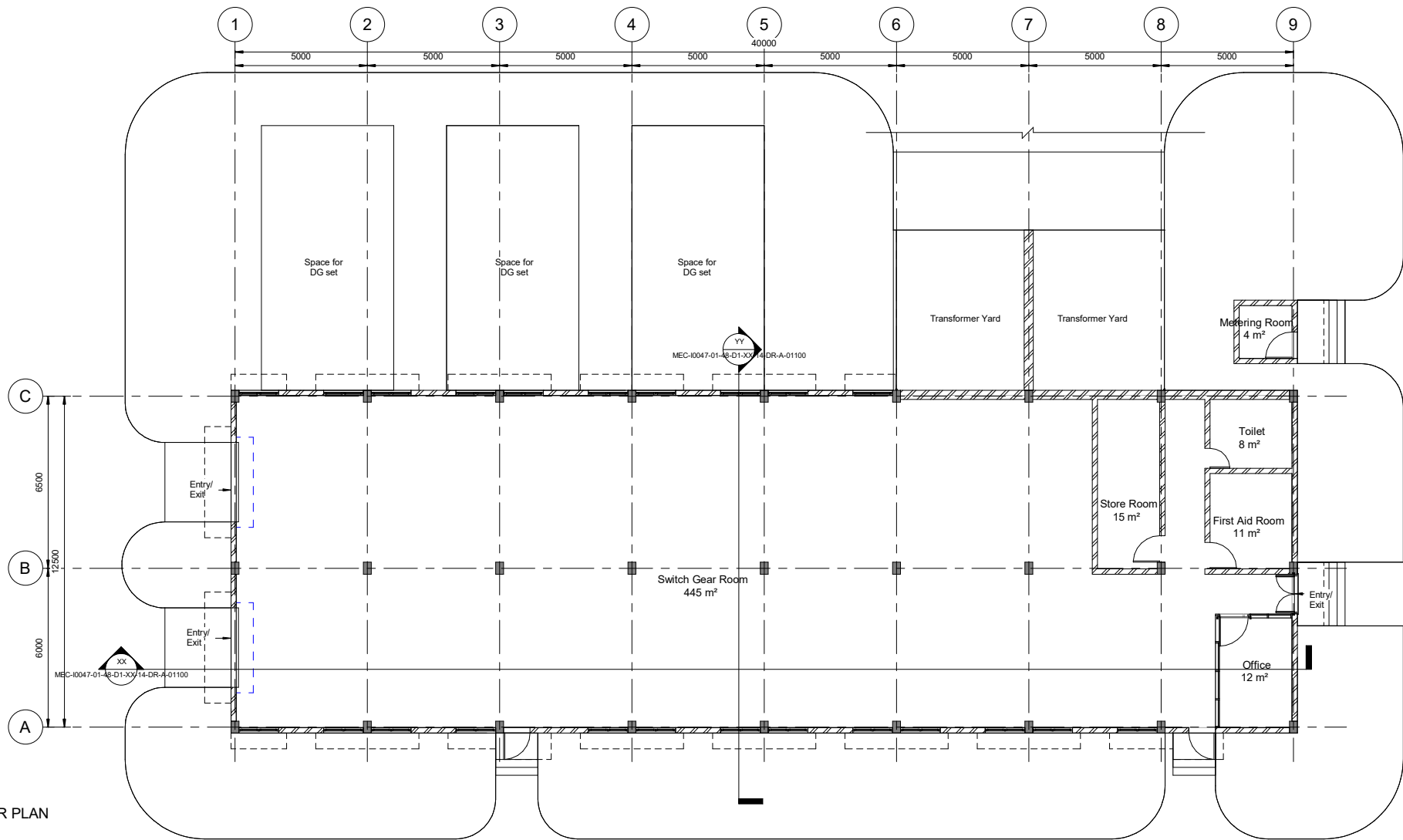


SECTION YY  
SCALE: 1 : 100



SECTION XX  
SCALE: 1 : 100

Area Schedule (Gross Building)	
Name	Area
MRSS BUILDING	522 m²
METERING ROOM	6 m²
TOTAL BUILT UP AREA	528 m²



GROUND FLOOR PLAN  
SCALE: 1 : 100

CONCEPT DRAWING



**Comprehensive Detailed Project Report (DPR) for Establishing a State-of-the-Art Greenfield Rolling Stock Manufacturing Plant at Bhopal, Madhya Pradesh**

MRSS BUILDING

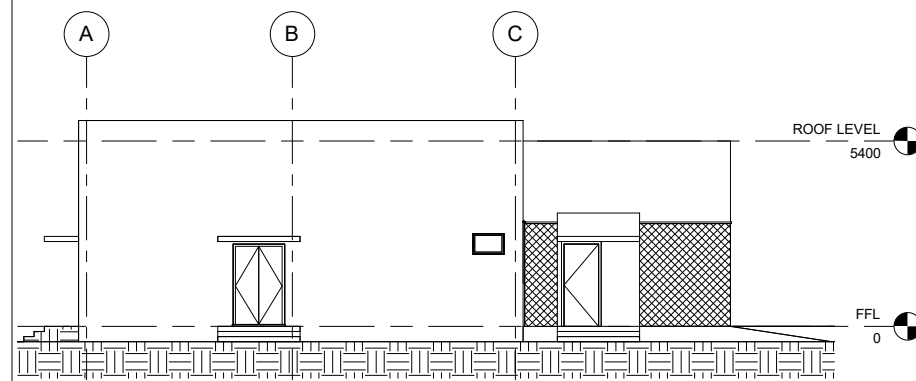


MECON LIMITED  
BANGALORE

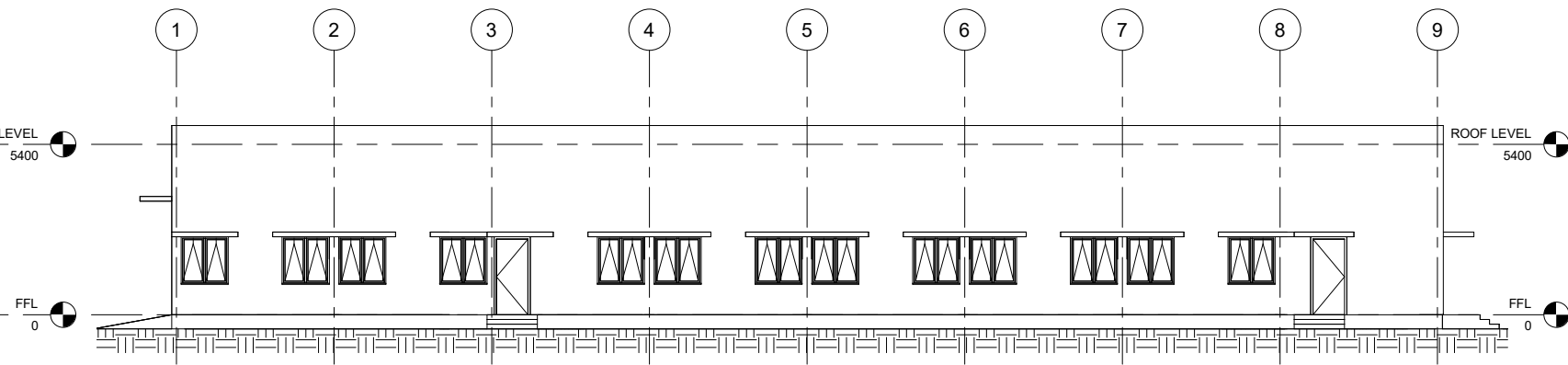
**GROUND FLOOR PLAN, SECTIONS AND VIEW**

DRAWN: THILAGAN	CHECKED: MS BRUNO	REVIEWED: MALAYA	APPROVED: BG SAJJIT
DATE: 27/11/2025		SCALE: 1 : 100	SIZE: A1
REF No.: 5900062340-0 dated 30 July 2025		PROJECT No.: 00047	
DRAWING No.: MEC-0047-01-48-D1-XX-14-DR-A-01100		REVISION: R01.0	

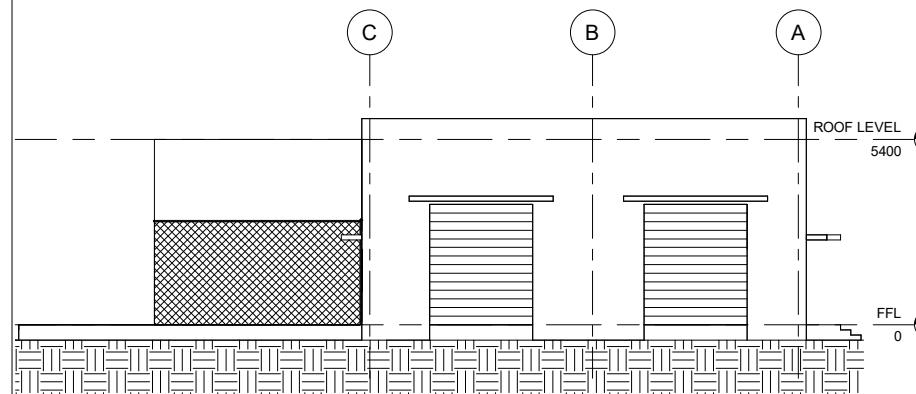




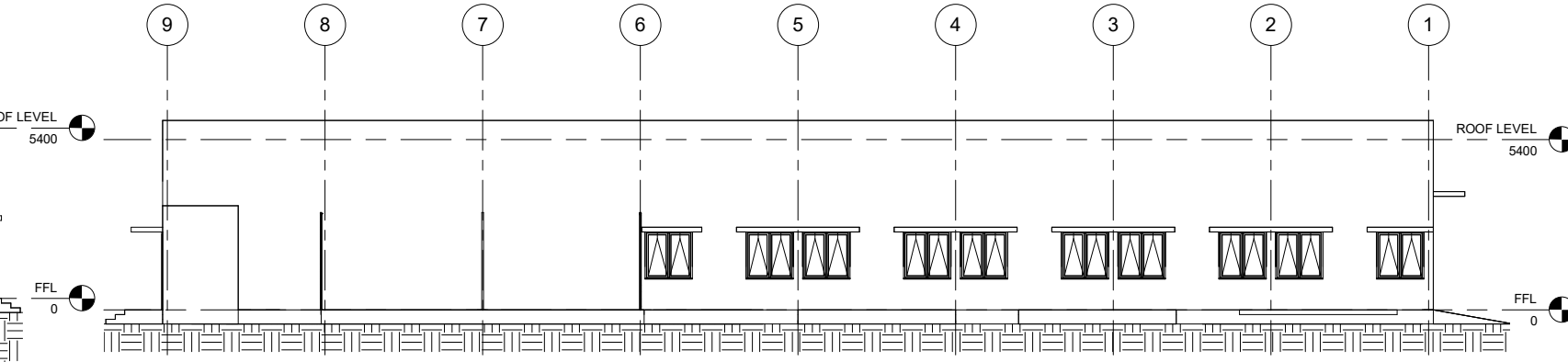
SCALE: 1 : 100



SCALE: 1 : 100



SCALE: 1 : 100



SCALE: 1 : 100



### CONCEPT DRAWING

R010	27-11-25		FOR DPR SUBMISSION		JT	MSB	MM	BGS	

REV	DATE	DESCRIPTION	BY	CHK	RVW	APP
-----	------	-------------	----	-----	-----	-----

[illegible]

CLIENT
--------

बी ई एम एल



**Comprehensive Detailed Project Report (DPR) for Establishing a *State-of-the-Art Greenfield Rolling Stock Manufacturing Plant* at Bhopal, Madhya Pradesh**

MRSS BUILDING



TITLE

**ELEVATIONS AND VIEW**

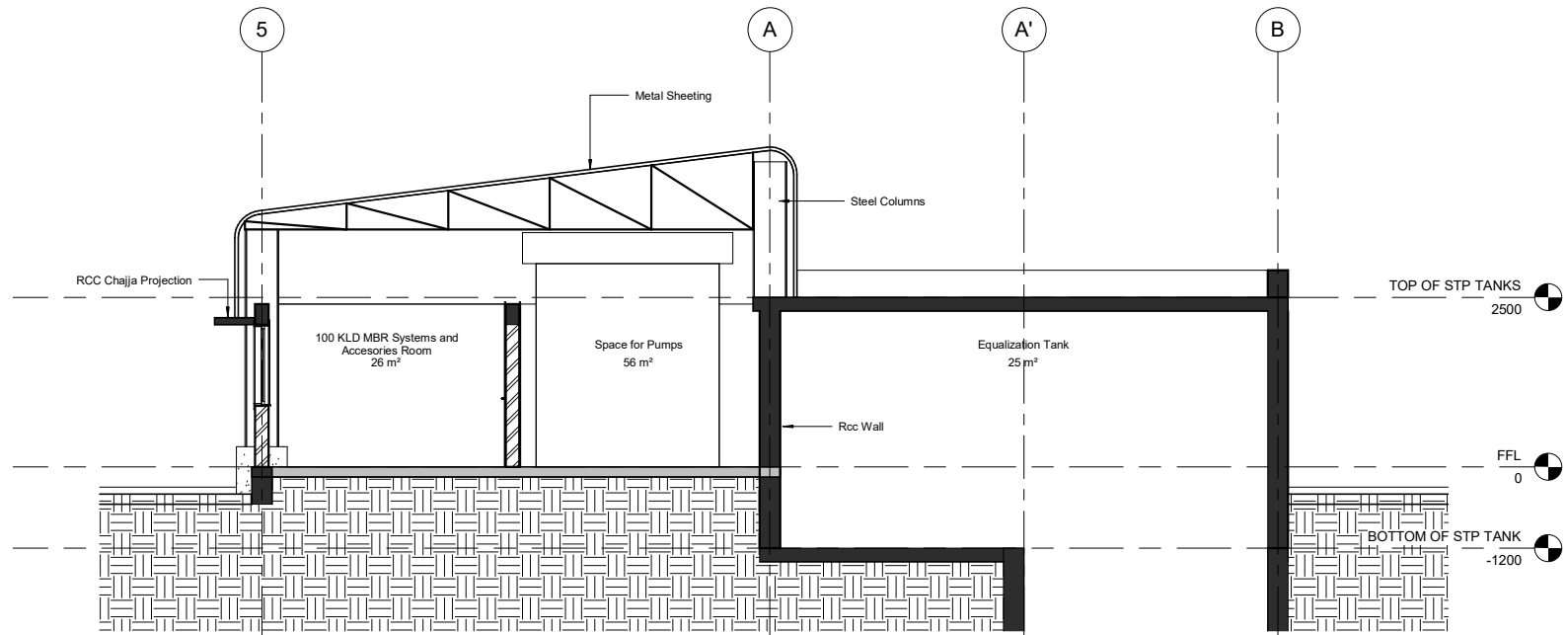
DRAWN: THILAGAN	CHECKED: MS BRUNO	REVIEWED: MALAYA	APPROVED: BG SAJIT
DATE: 27/11/2025		SCALE : 1 : 100	SIZE: A1

REF No.: 5900062340/-0 dated 30 July 2025	PROJECT No.: V0047
---	--------------------

2025	
DRAWING No.:	REVISION:

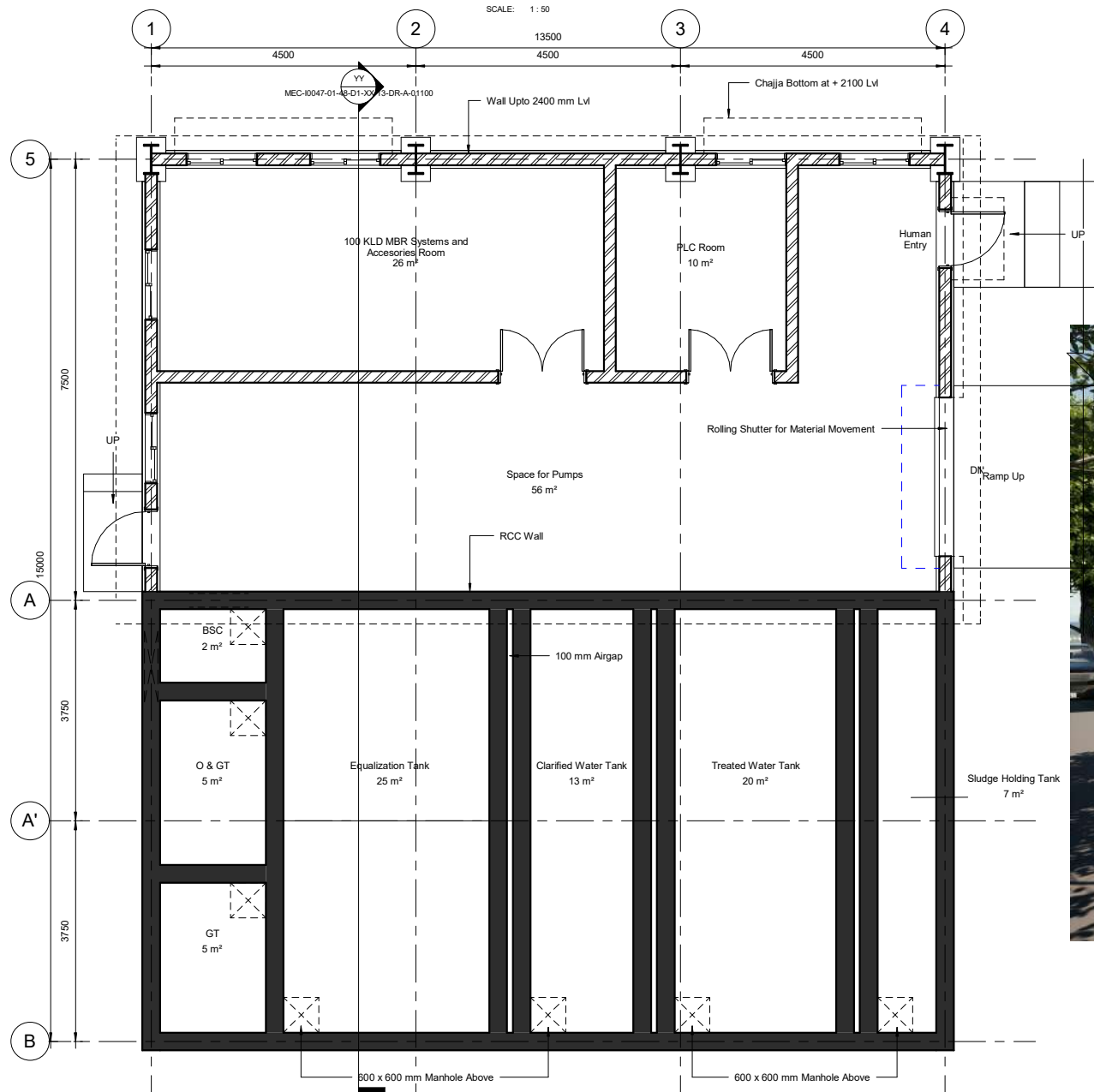
MEC J0047.01.48.D1.YX.14.DR.A.01200	D01.0
-------------------------------------	-------





SECTION - YY

SCALE: 1 : 50



GROUND FLOOR PLAN

SCALE: 1 : 50

Area Schedule (Gross Building)	
Name	Area
FLOOR AREA	104 m²
TANK AREA	108 m²
TOTAL BUILT UP AREA	211 m²



CONCEPT DRAWING

REV	DATE	DESCRIPTION	BY	CHK	R/W	APP
R02.0	08-11-25	FOR DPR SUBMISSION	MSB	MSB	MM	BOS
R01.0	14-11-25	SUBMITTED FOR APPROVAL	MSB	MSB	MM	BOS
REVISIONS						

CLIENT	<b>बी ई एस एल</b> <b>BEML</b> BANGALORE
--------	---

**Comprehensive Detailed Project Report (DPR) for Establishing a State-of-the-Art Greenfield Rolling Stock Manufacturing Plant at Bhopal, Madhya Pradesh**

**100-KLD MBR BASED STP BUILDING**

	<b>MECON LIMITED</b> <b>BANGALORE</b>
--	--

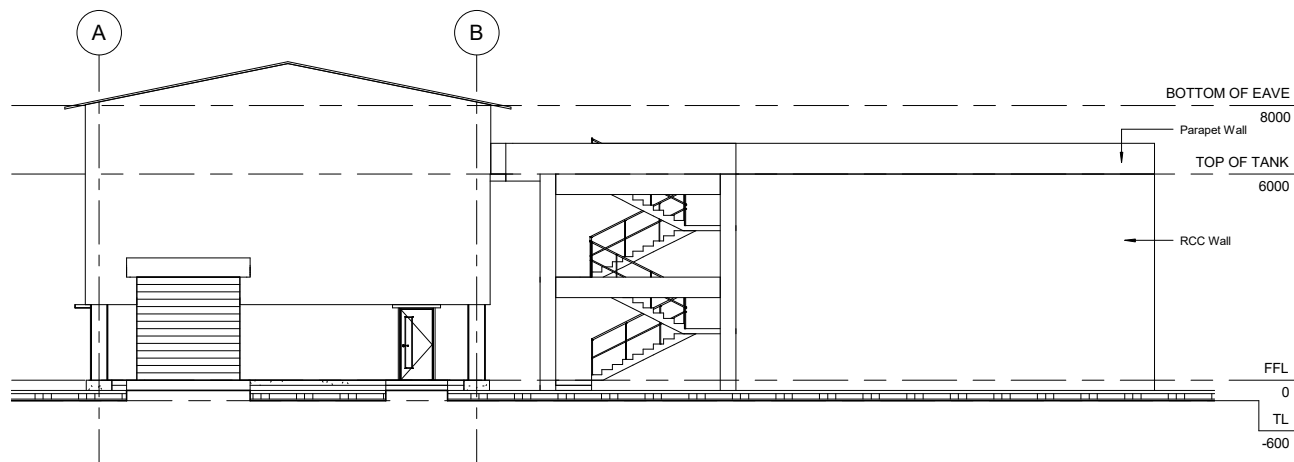
**TITLE**  
**GROUND FLOOR PLAN , SECTION & VIEW**

DRAWN: MS BRUNO	CHECKED: MS BRUNO	REVIEWED: MALAYA	APPROVED: BG SAJIT
DATE: 12/07/24		SCALE: 1 : 50	SIZE: A1

REF No.: 5900062340/-0 dated 30 July 2025	PROJECT No.: 10047
---	--------------------

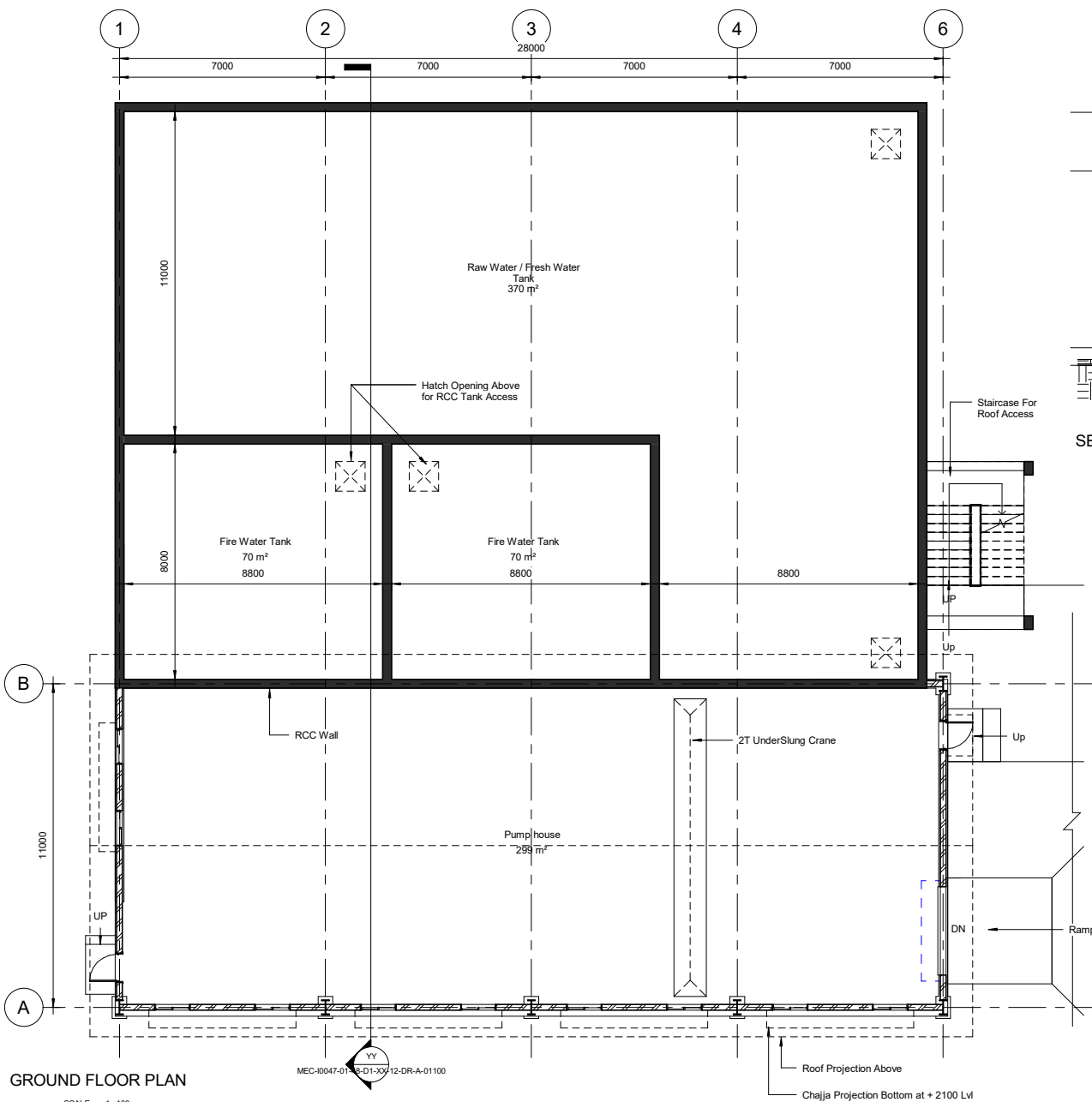
DRAWING No.: MEC-0047-01-48-D1-XX-13-DR-A-01100	REVISION:
---	-----------





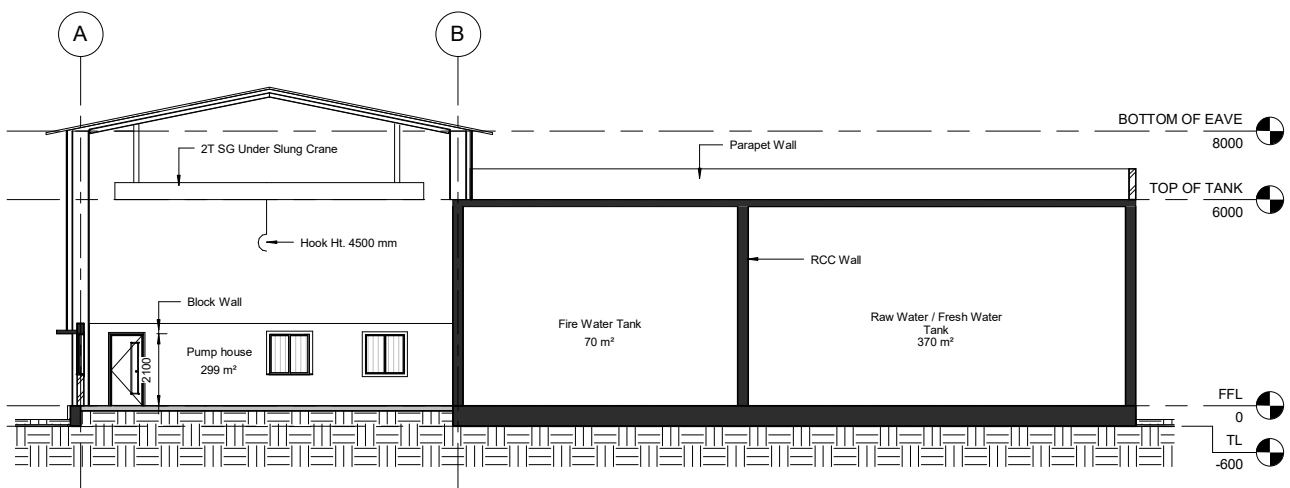
ELEVATION ALONG GRID 6

SCALE: 1 : 100



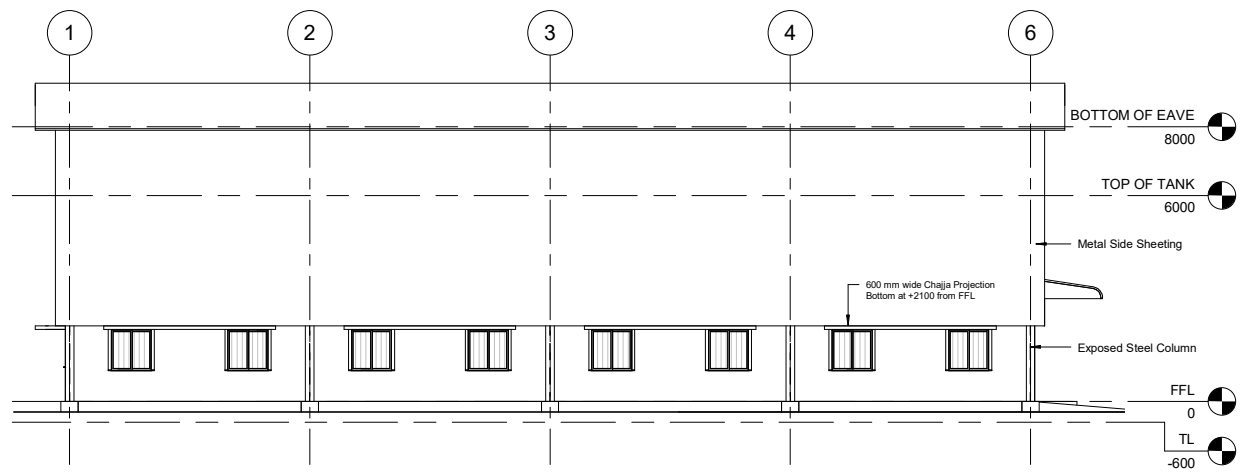
GROUND FLOOR PLAN

SCALE: 1 : 100



SECTION - YY

SCALE: 1 : 100




ELEVATION ALONG GRID A

SCALE: 1 : 100

Area Schedule (Gross Building)	
Name	Area
FLOOR AREA	545 m²
TANK AREA	314 m²
TOTAL BUILT UP AREA	859 m²

CONCEPT DRAWING

REV	DATE	DESCRIPTION	BY	CHK	R/W	APP



**Comprehensive Detailed Project Report (DPR) for Establishing a State-of-the-Art Greenfield Rolling Stock Manufacturing Plant at Bhopal, Madhya Pradesh**

DOMESTIC AND FIRE WATER PUMP HOUSE AND SUMP BUILDING



**GROUND FLOOR PLAN, ELEVATIONS, SECTION & VIEW**

DRAWN: MS BRUNO	CHECKED: MS BRUNO	REVIEWED: MALAYA	APPROVED: BG SAJIT
DATE: 27/11/2025	SCALE: 1 : 100	SIZE: A1	

REF No.: 5900062340/-0 dated 30 July 2025	PROJECT No.: 10047
---	--------------------

DRAWING No.: MEC-0047-01-48-D1-XX-12-DR-A-01100	REVISION: R01.0
---	-----------------